



BTOP Application Attachment Instructions

Historical Financial Statements


Provide detailed organizational financial statements for the last two years. A standard annual Income Statement, Balance Sheet, and Cash Flows based on generally accepted accounting principles (GAAP) are preferable. If your organization cannot readily produce this data in a standard format, you should explain why not, and provide comparable data, such as your most recent IRS Form 990 or annual audit, that provides as detailed a picture as possible of your financial history for a minimum of one year prior to your submission of this application. If appropriate, you may include Notes on Financial Statements that explain costs and revenues by major categories, and you may make note of any abnormal or one-time charges, large liabilities or asset transactions, legal actions, or other financial events you feel require explanation. If key partners are involved in delivering programmatic benefits (*e.g.* operating a proposed broadband network), it is recommended that historical financial statements for the key partners be provided as well.

It is recommended that you provide these documents in PDF format when submitting a copy of your application on an appropriate electronic medium, such as a DVD, CD-ROM, or flash drive.

Historical Financial Files Included on Enclosed CD - A bookmarked PDF containing the following sections:

ADECA Historical Financials 2006-2008 - ADECA Annual Report 2006-2008 PDF

- (ADECA Historical Financials 2006-2007 Federal Receipts and Disbursements)
- (ADECA Historical Financials 2007-2008 Federal Receipts and Disbursements)
- AU-ACES Financials 2007-2008
- AU-ACES Financials 2008-2009
- AU-ACES Financials 2009-2010



ADECA

The Alabama Department of Economic and Community Affairs



Meeting the Challenges of a Growing Alabama

2006 - 2008 Annual Report



Meeting the Challenges of a Growing Alabama

A Message from Governor Bob Rileyii
ADECA Meeting the Challenges of a Growing Alabamaiii
ADECA Organizational Chartiv/v
ADECA Legislative Oversight Commissionvi
Community and Economic Development Programs1
Workforce Development3
Office of Water Resources5
Energy7
Surplus Property9
ADECA Staff Photo10/11
Program Integrity12
Audit12
Law Enforcement and Traffic Safety13
Appalachian Regional Commission15
Governor's Resources and Economic Assistance Programs16
Recreational Programs17
Legal Section18
Human Resources18
Communications and Information19
Information Service20
Financial Services20
Alabama Rural Action Commission21
Alabama Advantage21
Community Partnership Re-entry & Recovery22
Black Belt Action Commission23
Federal Receipts and Disbursements24/27
Get Connected to ADECA Services28

Bob Riley
GOVERNOR



State of Alabama



Bob Riley
Governor

A Message from Governor Bob Riley

Today, the United States is in the grip of the most serious economic crisis we have faced in decades. While Alabama cannot fully escape the impact, our state is better positioned than most to weather the storm.

In the past several years, Alabama has prospered like never before in our history. The growth we experienced was not an accident nor was it the work of a few individuals. It required leadership, dedication and hard work from people in every corner of the state.

Conscientious Alabamians, demonstrating enormous ability and pride in a job well done, have shown the world that our workforce is second to none. Civic and government leaders, striving to improve their communities and regions, have functioned as a coordinated team playing to win.

It has been amazing to see local and state leaders lift town limits and county lines to work in a spirit of cooperation. Where once there was fierce competition, we now see true leaders – though fiercely proud of their individual communities – sharing resources and talents to recruit commerce and industry and improve regional assets. Indeed, we have learned that the benefits of new and expanding businesses aren't confined by borders.

The Alabama Department of Economic and Community Affairs has played, and will continue to play, a vital role in building our great state. Whenever and wherever the need has arisen, employees at ADECA have stepped up to get the job done.

Economic development grants have laid the foundation for new and expanding industries to employ more people. Workforce development funding has ensured that Alabamians receive the necessary training to meet the demands of the workplace and enable Alabama companies to compete successfully in the global economy.

Community development grants ensure that Alabama communities are supplied with safe and efficient water and sewage facilities, proper drainage and roads. Trail and recreation grants enhance the quality of our communities and contribute to the wellness and fitness of Alabamians.

Law enforcement grants are designed to keep our communities and highways safe. ADECA energy grants help us conserve energy and strive for alternative energy sources.

This report highlights only a few of the accomplishments of ADECA, but even if every achievement by the department was listed there would still be no way to adequately measure its positive impact on Alabama. Not every community received a grant to build a ball field or improve a water line, but I am confident of this: All of us have benefitted in some way from the work being conducted at ADECA.

Our nation continues to face economic headwinds, but I look forward to working with ADECA to provide Alabama residents the tools to build a better tomorrow. I am confident the drive and ambition that created our impressive economic growth also gives Alabamians the ability to meet and overcome any challenge.

Sincerely,

A handwritten signature in black ink, appearing to read "Bob Riley".

Bob Riley
Governor

BOB RILEY
GOVERNOR



STATE OF ALABAMA



Bill JOHNSON
DIRECTOR

Support, strengthen, secure—there are bigger words in the dictionary, but few that carry as much weight and responsibility.

These are words we live by every day at ADECA. They are our focus and our goal. They represent our commitment to meeting the challenges of a growing Alabama.

On behalf of the Governor, we administer grants that support economic development and new jobs; grants that strengthen public health with expanded recreational opportunities; and grants that secure the community by supplying law enforcement officers with vital equipment and resources. In short, ADECA makes Alabama a better place to live.

Every Alabama resident has felt the impact of ADECA. Our energy programs help the state to reduce its dependence on foreign oil and make better use of energy resources within our own borders. The department’s recreation programs assist cities and counties in providing trails and parks that improve the quality of life.

ADECA’s law enforcement division assists state troopers and police to take dangerous drivers off the roads. Our workforce development programs help Alabamians who lose jobs through no fault of their own get training for new and challenging careers while other programs encourage youth to obtain the skills necessary to succeed when entering the job market.

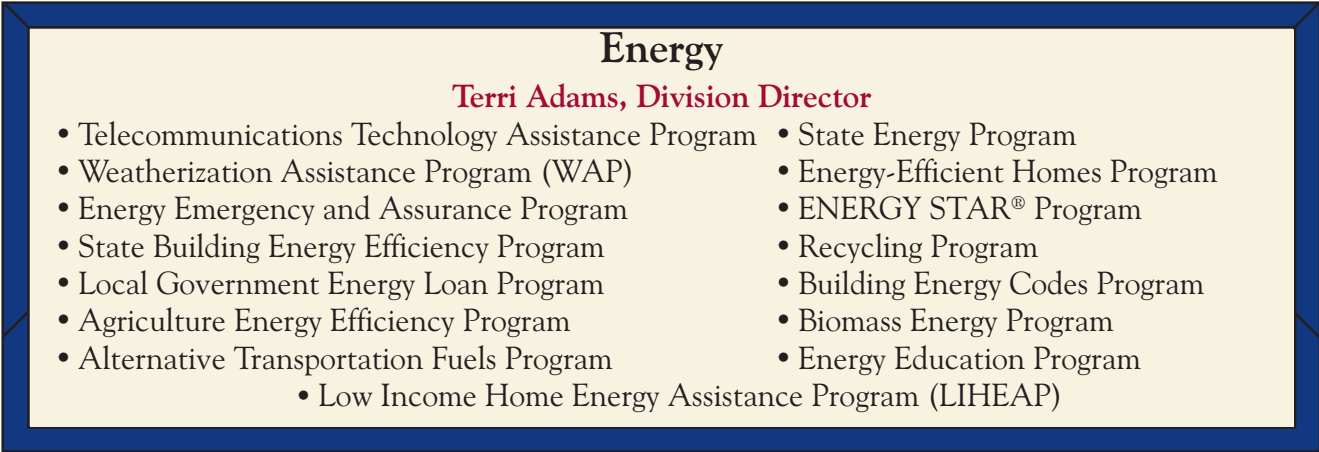


ADECA
Assistant Director
Doni M. Ingram

I am very proud of the work ADECA employees have done to improve our state. I am prouder still of the way Alabama is meeting the many challenges of a changing world.



**ADECA
Director**



Energy

Terri Adams, Division Director

- Telecommunications Technology Assistance Program
- Weatherization Assistance Program (WAP)
- Energy Emergency and Assurance Program
- State Building Energy Efficiency Program
- Local Government Energy Loan Program
- Agriculture Energy Efficiency Program
- Alternative Transportation Fuels Program
- State Energy Program
- Energy-Efficient Homes Program
- ENERGY STAR® Program
- Recycling Program
- Building Energy Codes Program
- Biomass Energy Program
- Energy Education Program
- Low Income Home Energy Assistance Program (LIHEAP)



Law Enforcement and Traffic Safety

Robert H. Pruitt, Division Director

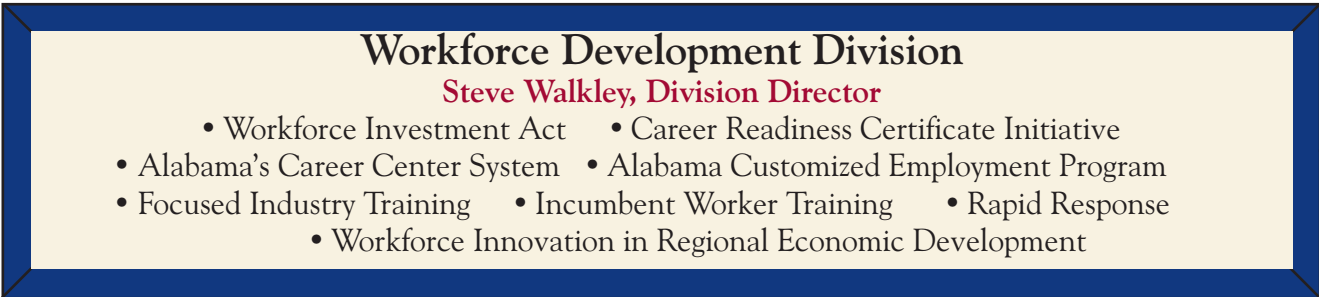
- Family Violence and Victims' Programs
- Law Enforcement Programs
- Safe and Drug-Free Schools and Communities
- Highway Traffic Safety
- Juvenile Justice
- Corrections



Community and Economic Development Programs

Shabbir Olia, Programs Manager

- Economic Development
- Competitive Grants
- Special Projects
- Community Enhancement
- Community Service Block Grants
- Community Action Agencies
- Emergency Shelter Grants
- Community Food and Nutrition
- Planning Grants



Workforce Development Division

Steve Walkley, Division Director

- Workforce Investment Act
- Alabama's Career Center System
- Focused Industry Training
- Career Readiness Certificate Initiative
- Alabama Customized Employment Program
- Incumbent Worker Training
- Rapid Response
- Workforce Innovation in Regional Economic Development



Granting Entities



Support Entities



Other Entities

Organizational Chart as of
September 30, 2007

Governor's Resources and Economic Assistance Programs
Bea Forniss, Programs Manager

- Renewal Communities
- Enterprise Communities
- Delta Regional Authority
- Gulf Opportunity Zone Credit Program
- Minority Business Enterprises
- Community and Economic Development Technical Assistance
- Alabama Enterprise Zones

Recreational Programs
Rob Grant, Programs Manager

- Land & Water Conservation Fund
- Recreational Trail Program

Appalachian Regional Commission
Bonnie Durham, Program Manager

- Appalachian Regional Development
- Appalachian Research, Technical Assistance and Demonstration Projects
- Appalachian Area Development

Office of Water Resources
Brian Atkins, Director

- Floodplain Management
- Geographic Information System Program
- Interstate Support Program
- Alabama Water Resources Commission
- Water Management Program

Human Resources
**Ramona Carroll
 Manager**

Program Integrity
**Paula Murphy
 Manager**

Legal
**Eddie Davis
 Legal Counsel**

Audit
**Wendy Hester
 Audit Manager**

Communications and Information
Larry Childers, Division Director

- Public Information
- Graphic Arts
- Census Bureau Liaison
- Legislation
- Charitable Campaigns

Financial Services
Tammy Rolling, Accounting Director

- Fiscal Section
- Property Management
- Payroll

Information Services
Scott Randolph, Manager

- PC Support
- Telecommunications
- Operations
- Programming

Surplus Property
Shane Bailey, Division Director

- State and Federal Property Collection
- Transfers to Governments, Non-profits
- Public Auctions

Legislative Oversight Commission

The Legislative Oversight Commission was a part of the 1983 Act which created the Alabama Department of Economic and Community Affairs—Act 83-194. The commission is composed of the Chairman and Deputy Chairman of the Senate Committee on Finance and Taxation, three members of the Senate appointed by the Lieutenant Governor, the Chairman and Vice Chairman of the House Ways and Means Committee and three members of the House of Representatives appointed by the Speaker of the House.

House



*Chairperson
Alan Boothe*



John Knight



Jack Page



Jack Williams



Tammy Irons

Senate



Roger Bedford



Bobby Denton



Phil Poole



Bobby Singleton



Ted Little

ABA Community and Economic Development Programs

MISSION

To distribute block grant funds through an effective and efficient means to promote the development of economically viable communities and a suitable living environment by creating sound and adequate public facilities, utilities, infrastructure, housing and job opportunities.

Programs Administered

- Economic Development Grants
- Competitive Grants
- Planning Grants
- Community Enhancement Grants
- Community Service Block Grants
- Community Action Agencies
- Emergency Shelter Grants
- Community Food and Nutrition

Community and Economic Development Programs Section Supplies Funding to Provide Jobs and Reduce Poverty

When a tornado ripped through the Hamilton Crossroads community on Nov. 15, 2006, it did more than cause destruction in the area; it threatened to take away jobs.

Although the community was fortunate to escape with no deaths or injuries, the tornado did topple a water tank operated by the Pike County Water Authority and destroyed a private manufacturing business. While the water authority was able to maintain water supplies to the community, water pressure was insufficient for fire-fighting capabilities and operating needs of the manufacturer and another industry in the vicinity.

Production Components Manufacturing, a metal fabricator, had been destroyed in the tornado and was required to move into a nearby vacant building. The other industry, Carter Brothers Manufacturing Co. Inc., which produces go-carts and off-road buggies, had been destroyed by fire six years earlier. Both manufacturers combined have about 100 employees.

The Pike County Commission applied for and received a \$200,000 Community Development Block Grant to rebuild the 300,000-gallon water tank ensuring the preservation of about 100 jobs and restoring water pressure to the community.

ADECA's Community and Economic Development Programs Section is charged with the responsibility of administering the state's CDBG program. Funding for the program is provided by the U.S. Department of Housing and Urban Development. The program, established in 1974, is intended to address a wide range of needs, particularly

projects benefiting communities with low-and moderate-income families.

ADECA issued grants have gone toward supplying safe water, ensuring proper drainage, improving or building sewer lines and systems, paving roads and providing areas with community and senior centers. CDBG funding also has been used to provide



Community Development Block Grants help supply safe water to many people in rural communities.

used to provide infrastructure for new or expanding industries.

Community Development Block Grants are awarded through several avenues including competitive grants, economic development grants, community enhancement grants, special project grants and planning grants. Larger Alabama cities receive Community Development Block Grant funding directly from HUD, but also are eligible to receive special CDBG grants issued through ADECA.

The city of Aliceville was among several communities to receive a CDBG planning award. These grants enable towns and cities to address major community needs, including zoning, transportation, future development patterns and downtown redevelopment.

The Community and Economic Development Programs Section also administers Community Service Block Grants which are awarded to help low-income residents through educational and other programs that will help lift people out of poverty.



CED staffers hold a number of workshops during year on funding programs

Other grants are intended to upgrade housing or assist homeless and domestic abuse shelters in providing adequate space for the needy. CED also provides funding for regional programs that supply nutritional meals to senior citizens.



Local officials break ground on a new senior center in Eclectic. The construction of the center was made possible with CDBG funding.

Alabama Workforce Development

MISSION

To provide a market-driven system that delivers services to employers, employees and jobseekers using an innovative and comprehensive approach, which will provide employers with a prepared workforce to enhance the state's economic development and quality of life.

Programs Administered

- Workforce Investment Act
- Alabama's Career Center System
- Alabama Customized Employment Program
- Workforce Innovation in Regional Economic Development
- Rapid Response
- Focused Industry Training
- Career Readiness Certificate Initiative
- Incumbent Worker Training

Worker Training Grant Helps Madison Company Remain Competitive in Global Economy

The global marketplace constantly requires companies to adapt new technology and methods to reduce production costs and increase efficiency. Alabama workers must continually acquire new skills to help their companies keep pace with competition and avoid layoffs.

ADECA's Workforce Development Division's Incumbent Worker Training Program helps Alabama companies remain competitive and meet challenges through training employees to streamline production and reduce costs. For workers, the training upgrades job skills, heightens job security, provides marketable skills and increases the possibilities for promotions and higher wages.

As a relatively small Alabama company competing in today's fast-paced global economy, Madison-based Thermal Corp. needed to upgrade the skills of its 33 employees to attain an important certification. The company makes temperature sensors and heaters used in factories to mold plastic and steel.

As more and more automotive suppliers move into Alabama and the Southeast, many have become Thermal Corp. customers. Most automotive suppliers requested that Thermal Corp. be

certified by the International Organization for Standardization, a widely recognized certification establishing that a company has a system to manage quality in the production process.

"ISO (certification) is becoming required by many companies around the world, especially in automobile-related industries," said Jim Dixon, Thermal Corp.'s vice president of engineering. "More customers are expecting us to have certification."

Although certification became a priority, the company did not have the funding for the training



An Incumbent Worker Training grant from ADECA's Workforce Development Division helped workers at Madison-based Thermal Corp. upgrade their job skills and help their company meet the challenge of remaining competitive in the global economy.

and consulting needed to complete the almost year-long process. New hope came when the company learned about assistance available through the Incumbent Worker Training Program. In March 2007, Thermal Corp. received a \$48,135 grant from ADECA to help pay the training cost.

"The training was absolutely essential to help us attain certification," Dixon said.

During the training, workers learned new ways to improve the company's production process. Dixon said the training has already reduced manufacturing costs and increased production efficiency.

"The training helps our workers gain more skills

and puts them in a position to take advantage of expected growth,” Dixon said.

After workers completed the training, Thermal Corp. underwent an extensive certification audit and is expected to soon earn ISO certification, putting the company ahead of many of its competitors.

“This is probably the most significant thing that’s happened to this company in 11 years,”

Career Center on Wheels Brings Help to Displaced Workers in Valley

When Westpoint Home announced the closing of two plants in Valley, it meant 850 workers were about to lose their jobs. While the workers faced the uncertainties of imminent job loss, the increasing number of jobs in Alabama’s growing automotive industry and other industries meant workers with the proper training and educational levels could begin new careers.

Through Alabama One-Stop Career Centers, the Workforce Development Division helps laid-off workers apply for job training and assistance in obtaining their GED or other educational certifications needed to qualify for the jobs in new industries. The centers also help workers apply for jobs.

The only problem for some Westpoint Home workers was that the nearest Career Center was in Opelika, about 30 miles south of Valley and a difficult drive for some. Thanks to a new tool, the Workforce Development Division was able to bring the Career Center to the workers.

The division’s new Mobile Career Center stayed on-site at the WestPoint plants for two weeks enabling workers to ask questions and apply for jobs, job training and other assistance on-site. The converted bus is a Career Center on wheels that features 15 computers with Internet access, an interview room and a 42-inch video monitor that can be used to conduct training sessions. The Workforce Development Division began using the bus in summer 2007 for workers at locations without a Career Center. The bus also is used to help workers who lose their jobs during a natural disaster.

“It was like having a Career Center on site,” said Peggy Bridges of the Opelika One-Stop Career Center. Staff members from the Opelika center manned the bus to help the workers.

“It was open from 8 a.m. to 4:30 p.m., and workers would come by during their breaks,”

Dixon said.

From Oct. 1, 2006 to Sept. 30, 2007, ADECA awarded 52 grants totaling \$1.9 million through the Incumbent Worker Training Program. That number fell significantly to 11 grants totaling \$390,068 in 2008 because much of the Department of Labor funding was allocated to other work-related programs within Alabama.

Bridges said.

At the mobile center, staff members assisted 587 workers by providing important insurance and unemployment compensation information and registering them for Alabama JobLink, a Web site featuring job opportunities submitted to Alabama Career Centers.

“The mill workers were glad to have it on-site,” Bridges said. “They asked a lot of questions one-on-one.”

The workers also learned about educational opportunities and were able to submit forms necessary to start job-training programs that could qualify them for higher-paying jobs. Workers also used the center’s computers to apply for jobs online.



The Workforce Development Division’s new Mobile Career Center brings on-site assistance to workers who need to find a new job because of layoffs or a natural disaster. The career center on wheels features 15 computers with Internet access, an interview room and a 42-inch video monitor that can be used to conduct training sessions.

“Some applied for jobs at the Kia plant in West Point, (Ga.) which you can only do online and only once per year,” Bridges said.

With the help of the Mobile Career Center, many of the Westpoint workers are on the path to careers in Alabama’s growing high-tech industries.

Alabama Office of Water Resources

MISSION

To plan, coordinate, develop and manage Alabama's ground and surface water resources in a manner that is in the best interest of the state by recommending policies and legislation, conducting technical studies, implementing programs and projects and actively representing Alabama's intra- and interstate water resource interests.

Programs Administered

- Floodplain Management Program
- Geographic Information System Program
- Water Management Program
- Interstate Support Program

OWR Monitors Challenges Posed by Drought Situation in Alabama

"It's hot and dry."

That was a familiar refrain as the South's worsening drought made headlines throughout the spring, summer and fall of 2007. With crop losses, water restrictions, burn bans and lower water levels, the drought took a significant toll on many Alabama industries and water systems.

While no one can make it rain, the Office of Water Resources continues to monitor the drought's impact on the state and ensure that industries and water systems are kept informed of the changing conditions.

For most individuals, a drought can mean a brown lawn, but continually dry conditions can adversely affect many industries, including pulp and paper mills that depend on water from Alabama's rivers. If river levels reach a certain low point, it can mean the loss of hundreds of jobs as the mills are forced to shut down.

As the state agency responsible for the planning, coordination, development and management of Alabama's water resources, the OWR monitored drought conditions and kept water systems, pulp and paper mills, and other users of large amounts of water informed of the drought situation throughout the summer and into the fall.

As part of the drought response under the

Alabama Drought Management Plan, OWR convened the Alabama Drought Assessment and Planning Team, a specialized group to guide drought management activities in the state.

ADAPT was established by executive order in 2002 with the OWR director as chairman to advise the governor and OWR regarding the development and implementation of the state's drought response. The team is made up of representatives of several state agencies with an interest in water resources including the departments of Agriculture and Industries, Environmental Management, Conservation and Natural Resources and the Forestry Commission. Representatives from Alabama Power, the Alabama Farmer's Federation,

the federal government and the pulp and paper industry are also part of the team.

"The first ADAPT meeting was held on May 24, 2007, and we've been meeting at least monthly ever since, with the subcommittees meeting more often," OWR Director Brian Atkins said.

The team is divided into two subcommittees: the Monitoring and Analysis Group and the Drought Impact Group.

The MAG collects and analyzes climatic, meteorological, hydrological and soil moisture data.



Lake Martin was one of several reservoirs in the state that experienced a significant drop in water levels due to the drought.



As the dry conditions worsened through the spring of 2007, the Office of Water Resources convened the Alabama Drought Assessment and Planning Team, a specialized group to guide drought management activities in the state.

The DIG assesses the impacts of the drought on agriculture, recreation, industry, the environment and the water supply.

Since the first ADAPT meeting, OWR issued three drought advisory declarations for the state. Based on a review of water data, OWR sent the advisories to users of more than 100,000 gallons of water per day, who are required to register with the agency. The advisories also urged Alabamians to use water wisely and conserve where possible.

“These are industries and water systems that use a large amount of water daily and can be the first to be affected by lower water levels,” Atkins said.

Media outlets across the state also received the advisories to keep Alabama residents up-to-date on the situation in their area. By August, 53 of



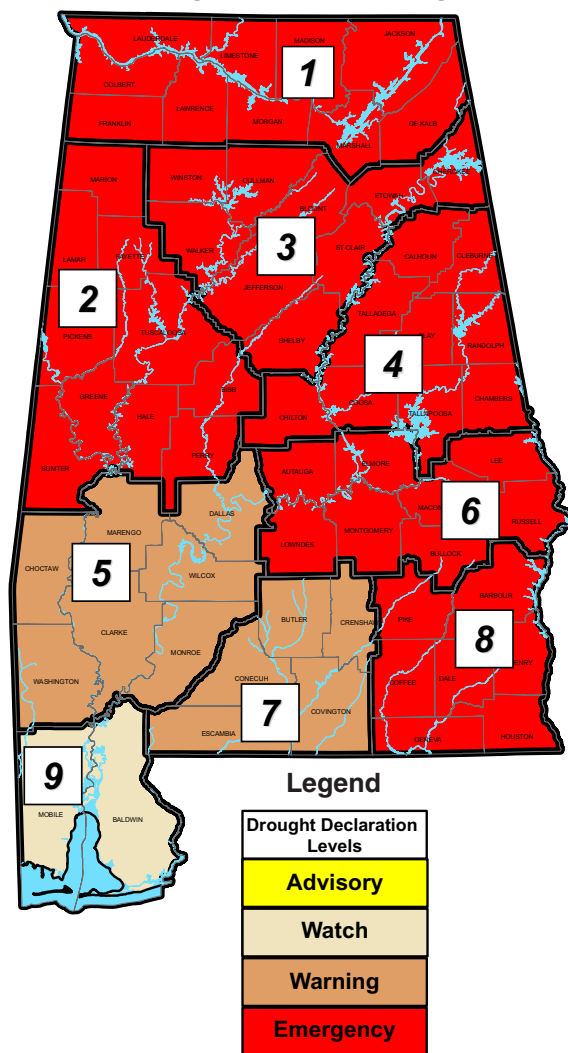
Many media outlets covered the Drought Assessment and Planning Team’s first meeting in May 2007. As the drought progressed throughout the summer, the Office of Water Resources issued periodic drought advisories to keep Alabama residents up-to-date on the situation in their area.

Alabama’s 67 counties were in drought emergency status, the most severe drought declaration, with 12 more counties in drought warning status – the next most severe category.

Atkins said that through ADAPT the representatives of different industries who depend heavily on water can communicate their needs and concerns about the drought to one another.

In addition to drought monitoring and planning, the office serves as the state’s liaison with federal agencies concerning major water-related projects and acts on behalf of the state in ongoing litigation with Georgia, Florida and the U.S. government to ensure that Alabama’s water interests are protected. OWR also is developing and updating maps depicting flood-zone areas in Alabama. The maps play a big role in the Federal Emergency Management Agency’s National Flood Insurance program by pinpointing areas most likely to flood during heavy rains.

Alabama Drought Declaration Aug. 15, 2007



OWR released this drought declaration to water systems and media outlets across the state at the height of the drought.

MISSION

To increase energy efficiency, reduce energy consumption, encourage and promote market acceptance of energy efficiency and renewable energy technologies: to help limited income households better manage energy bills through education and assistance, and to encourage access to advanced telecommunication services in rural areas.

Programs Administered

- Telecommunications Technology Assistance Program
- Weatherization Assistance Program (WAP)
- Energy Emergency and Assurance Program
- State Buildings Energy Efficiency Program
- Local Government Energy Loan Program
- Agriculture Energy Efficiency Program
- Alternative Transportation Fuels Program
- Energy Efficiency in Rural Water Systems
- Low Income Home Energy Assistance Program (LIHEAP)
- Electronics Recycling
- Biomass Energy Program
- ENERGY STAR® Program
- State Energy Program
- Building Energy Codes Program
- Energy-Efficient Homes Program
- Energy Education Program
- School Retrofit Program

‘Clean Corridor’ Grants Make Alternative Fuels Available to Motorists Along I-65

Alabama is no longer a dry spot on the biofuel map thanks to a project that has made ethanol and biodiesel fuel blends available to motorists traveling along the state’s portion of Interstate 65.

Alternative fuel pumps were put in service at several points along the interstate in Alabama as part of the I-65 Clean Corridor project. The \$1.3 million multi-state project makes E85 ethanol and B20 biodiesel commercially available from Mobile to Gary, Ind. – the entire length of the interstate. The project ensures that motorists will never be more than a quarter of a tank away from an E85 or B20 biodiesel pump when traveling the interstate. E85 is a fuel comprised of 85 percent ethanol and 15 percent gasoline while B20 is a blend of 20 percent biodiesel and 80 petroleum diesel.

ADECA’s Energy Division received a \$312,000 grant from the U.S. Energy Department to place and market five E85 and five B20 pumps along the interstate in Alabama. The funds helped merchants cover up to 50 percent of the preparation cost necessary for the retail distribution of alternative fuels. The Energy Division partnered with the Alabama Clean

Fuels Coalition to hold information workshops about the grant opportunity. Gov. Bob Riley announced the stations receiving the grants in late 2007.

Alternative fuel pumps are now open at stations in the Montgomery, Mobile, Birmingham and Athens areas. Biofuel pumps also are planned at stations in the Evergreen-Greenville, Cullman and Decatur-Huntsville areas as part of the project.

“With the opening of the I-65 Clean Corridor, our state took an important step toward wider commercial availability of biofuels,” ADECA Director

Bill Johnson said. “We believe Alabama has the potential to become a leader in the biofuels industry and have made the promotion of biofuels a priority for our department.”

The I-65 Clean Corridor project is just one of the ways the Energy Division is working to increase the development, production and availability

of alternative fuels in Alabama. Plans are being made to offer alternative fuels along several heavily traveled east-west corridors in Alabama. The division also is assisting public school systems wishing to use B20 with the costs of cleaning underground fuel storage tanks for the biofuel blend.



Charles Ball, ADECA’s Bill Johnson, Gov. Riley, David Tidwell, Ken McPherson

Weatherization Assistance Program

Being comfortable in Annie Beacher's Grady home was difficult. In the summer she was hot. In the winter she was cold.

Then she applied for a weatherization assistance grant through the Central Alabama Regional Planning and Development Commission.

ADECA receives funding from the U.S. Department of Energy and contracts with community action agencies and local non-profits throughout Alabama to provide weatherization assistance grants to low-income citizens; priority is given to the elderly, the disabled and families with children.

As a result of the grant

she received, Beacher's home received attic insulation, caulking around windows and doors, and sealing of major attic bypasses and holes in the home's envelope. In addition, energy-efficient light bulbs and smoke and carbon monoxide detectors were installed. During the initial

inspection, a natural gas leak in the water heater also was discovered and repaired.

Beacher said the improvements have made positive differences in her environment and budget.

"I can really tell the difference in how much more comfortable I feel in my house," she said.



Technicians monitor the energy efficiency of an older house.

School Retrofit Program

For many, life has not been easy in Alabama's Black Belt counties. The line of more than a dozen counties stretching across Alabama's midsection is known for its high poverty and school dropout rates, inadequate health care and excessive unemployment.

Energy is doing its part to improve the quality



Story time got a lot "brighter" at Clark Elementary School in Selma with energy-efficient lighting upgrades provided by ADECA's School Retrofit Program

of life in the area; providing energy efficiency upgrades for 12 schools in the region over the past two years. Through the School Retrofit Program, schools have received new heating and air conditioning units, brighter and more energy-efficient lighting and additional insulation to save energy costs.

Renewable Energy Program

ADECA's Renewable Energy Program promotes the adoption of renewable energy technologies in Alabama as a method to increase energy security and environmental sustainability. The Energy Division works to raise consumer awareness and acceptance of available biofuel, biomass, solar and biogas technologies through the demonstration of renewable energy technologies and active outreach.



Agriculture Energy Program

The Agriculture Energy Program assists the agriculture industry in reducing energy costs and increasing production. Through funding from the U.S. Department of Energy (DOE), this program provides education and financial assistance for the implementation of energy efficiency technologies and equipment and renewable energy solutions for agriculture.



Alternative Transportation Fuels Program

The Alternative Transportation Fuels Program encourages and promotes the production and use of alternative transportation fuels as a way to increase the overall efficiency of the transportation system, improve air quality and promote energy independence.

Surplus Property

MISSION

To acquire property declared surplus by state agencies and the United States government and redistribute it fairly and equitably for use by local governments and eligible Alabama organizations.

Programs Administered

- State and Federal Property Collection
- Public Auctions
- Transfers to Governments, Non-profits

Surplus Property Provides Communities with Economical Equipment to Make Improvements

Buyers can find almost any item for sale at ADECA's Surplus Property Division. Red tape is not one of them.

The division's primary purpose is to acquire items and equipment declared surplus by state and federal agencies and sell them at greatly reduced costs to other Alabama and local governments and non-profit organizations. However, merchandise is sold to the public after a certain period.

The division acquires and sells property no longer used by Alabama and U.S. governmental agencies. The division also has a contract with the federal Transportation Security Administration to transport and sell items confiscated at airports in Alabama and Florida.

Main beneficiaries are schools, law enforcement agencies and other Alabama and local governments and non-profit agencies which can purchase needed items and equipment at greatly reduced prices. Purchasing the low-cost items, which can include anything from heavy machinery to furniture to basic office supplies, is especially helpful to towns and cities with small budgets; it enables them to put more taxpayer dollars to work in other needed areas.

The division's ability to sell to the public and the amount of revenue collected was greatly enhanced when the division began auctioning items on the Internet. Surplus Property has several Internet outlets including eBay and Govdeals.com

"We have found that we can sell a lot more volume through Internet auctions," said Jeff VanGilder, who manages the division's Internet program. "Basically everything we put up for auction on eBay has been sold, and we are expanding to

other auction sites. There is so much more potential through Internet sales. Really, there is no limit."

Purchases have been made from as far away as Australia and Europe, and since buyers are required to pay for shipping there is no additional cost to Surplus Property.

Unlike its in-house auctions open to the public, items sold on the Internet are often sold individually and not in bulk. That means someone can buy a single file cabinet in excellent condition instead of three or four that includes one in good condition and the others with dents or missing handles.

The division, which has warehouses in Montgomery and Morgan County, still intends to conduct its public auctions three times a year. The auctions attract buyers from throughout the eastern United States.



ADECA's Jeff VanGilder says Surplus Property's linking with eBay has been a successful venture.



Alabama Department of Econom



Economic and Community Affairs Staff

Program Integrity

MISSION

To safeguard public funds administered by the Alabama Department of Economic and Community Affairs through technical assistance, on-site compliance reviews and project inspections to ensure that all intended services are delivered.

Program Integrity Works with Surplus Property to Make Purchases Easier

Small-town governments and non-profit agencies provide many essential services to their residents and clients. Though responsible for vital services, the governments and agencies often operate on limited financial resources. When equipment is needed, many times there is no room in the budget.

ADECA's Surplus Property Division is working to make it easier for small governments and non-profit agencies to purchase property declared surplus by state and federal agencies by creating a new operations plan, and ADECA's Program Integrity Unit is assisting. A recent state law allows small non-profit agencies and small towns to make smaller, timed

payments that lessens the burdens on their budgets. The change enables them to purchase large equipment like vehicles and tractors necessary to conduct day-to-day business. Program Integrity assisted Surplus Property in drafting legislation allowing smaller payments.

"Before, these non-profits and small towns had to purchase property with one lump sum payment," said Paula Murphy, Program Integrity manager.

The Program Integrity Unit also helps ensure that recipients of ADECA grants are following state and federal laws and looks into complaints.

Audit

MISSION

To provide financial monitoring through reviews or special audits of ADECA grant recipients, provide technical assistance and training to ADECA program managers and grantees and conduct internal reviews of operations, processes and systems to enhance efficiency and effectiveness and verify compliance.

Audit Section Monitors Use of ADECA Grant Funds

ADECA awards grants for many programs and projects designed to meet the challenges of a growing Alabama. Some of the grants help cities and counties add infrastructure to spur economic development. ADECA's Audit Section is responsible for ensuring that grant recipients are using the funds in the manner described in their grant application.

As part of their grant agreement, recipients of ADECA grants of \$500,000 or more must undergo an audit of the project or program funded by the award each year to ensure grant funds are used appropriately. The audits are performed by certified public accountants hired by grant recipients who then submit their reports to the Audit Section.

To help accountants perform their audits ac-

curately, ADECA's Audit Section participates in yearly governmental auditing training sessions held by the University of North Alabama at three locations around the state. Audit staff members attend the sessions and work with the trainers to ensure that accountants have an understanding of how to complete an audit to submit to ADECA.

"We give them tips on how to avoid common problems, answers to frequently asked questions and other information to help them get us the data we need," said Wendy Hester, ADECA's audit manager. "The training helps minimize mistakes and helps us avoid having to send the audit back for correction."

Hester said that about 200 single-grant audits are completed and submitted to the Audit Section each year.

Alabama Law Enforcement and Traffic Safety

MISSION

To increase safety and quality of life by encouraging professional planning and innovative programs for Alabama's criminal justice system, addressing traffic safety problems, assisting child and domestic abuse victims, supporting drug/violent crime prevention programs, juvenile crime prevention programs and drug task force operations.

Programs Administered

- Family Violence and Victims' Programs
- Corrections
- Highway Traffic Safety
- Safe and Drug-Free Schools and Communities
- Juvenile Justice
- Law Enforcement Programs

Improving Highway Safety is Goal of 'Click It or Ticket' Campaign

Safe, reliable highways are essential to commerce. To help Alabama meet the challenge of improving highway safety, LETS' Highway Traffic Safety Section provides funding for "Click It or Ticket," a statewide law enforcement campaign held over a two-week period in late May.

Organized nationally by the National Highway Traffic Safety Administration, the campaign's goal is to get more drivers and passengers to wear their seat belts to reduce injuries and fatalities in car crashes. When Alabama began participating in the campaign in 2000, the seat belt usage rate was 70.6 percent. The rate has steadily improved and remains one of the highest usage rates in the nation. In 2007 Alabama's seat-belt use rate was 82.3 percent. The rate increased to 86.1 percent in 2008.

LETS administered a total of about \$1.2 million in grants in 2007 and approximately \$1 million in 2008 for the "Click It or Ticket" campaigns. The grants were used for a statewide media campaign and seat belt use surveys. LETS also awarded grants to the state's nine Community Traffic Safety offices for increased patrols by law enforcement officers across Alabama.

A few weeks before the enforcement campaign starts, public service announcements are aired on television and radio to make Alabamians aware of "Click It or Ticket" and encourage them to buckle up. The highway safety offices work with media in their areas to spread the word about the campaign.

The Central Alabama Highway Safety Office, which covers eight south-central counties, put up

billboard advertisements about the campaign and organized media events and mock checkpoints where officers gave information about the campaign to motorists.

"We go on TV and do a news conference and say for these 14 days we are going be out focusing on the seat belt laws," said Carlos Kimbrough, traffic safety coordinator for the Central Alabama Highway Safety Office. "We are changing habitual behavior."

The Central Alabama Highway Safety Office works with local police and sheriff's departments

in Autauga, Bullock, Dallas, Elmore, Lee, Lowndes and Montgomery counties.


"The office administers all the operations plans for the campaign and motivates police departments to enforce the seat belt law," Kimbrough said.



Grants from ADECA's Law Enforcement and Traffic Safety Division helped police and sheriff's departments across the state put more officers on the road during the "Click It or Ticket" campaigns. LETS coordinates the state's participation in the national campaign to get more drivers and passengers to wear their seat belts to reduce injuries and fatalities in car crashes.

In addition to coordinating the campaign, the safety office also used \$55,448 in grant funds awarded by ADECA to pay overtime wages for increased patrols to enforce seat belt laws during “Click It or Ticket.” For the 2007 campaign, the office administered overtime funds to 18 law enforcement agencies. Kimbrough said the office determined the amount of grant funds agencies in each county were to receive by examining traffic crash data from each county. The counties with the most crashes were awarded the highest percentages of the overtime funds.

“They love the grant money,” Kimbrough said. “They get to put additional people out on the street.”



The Central Alabama Traffic Safety Office used this billboard to promote awareness of seat-belt safety during a recent “Click It or Ticket” campaign.

While the campaign’s main focus was increasing seat belt use, the traffic stops and checkpoints also netted several arrests for other violations.

“One of the indirect benefits is we catch felons and other criminals during traffic stops,” Kimbrough said.

Drug Task Forces Work to Keep Alabama Communities Safe

With more new industries looking to call Alabama home, communities across the state are eager to attract new jobs. As counties, cities and towns pitch themselves as viable candidates for new industries, one consideration for companies looking to expand is public safety. A low crime rate can be a factor in location decisions.

Fortunately, specialized law enforcement units across the state are working every day to make their communities safer by reducing the impact of drugs and violent crime.

Through the Byrne Memorial-Justice Assistance Grant program, ADECA’s Law Enforcement and Traffic Safety Division supports 37 drug and violent crime task forces in Alabama. The task forces improve the health and safety of communities throughout the state by removing drug traffickers and users from the streets.

The Etowah County Drug Enforcement Unit was one task force that received funding from ADECA to support its operations in fiscal year 2007. A \$160,000 grant helped the unit continue its undercover operations, intensive investigations and other activities to arrest and prosecute drug offenders.

The unit’s agents targeted the manufacture and distribution of methamphetamine and the distribution of crack cocaine and marijuana in the county. The task force also worked with doctors and pharmacies to combat prescription drug fraud.

In an effort to dismantle large drug trafficking networks, the Etowah County unit frequently

participates in cooperative investigations with state and federal agencies as well as other drug task forces. One such investigation conducted in September 2007 was Operation Clean Sweep.

Coordinated by the FBI, Operation Clean Sweep targeted drug offenders and gang members in a five-county area in northeast Alabama, including Etowah County. With more than 30 law enforcement agencies represented, the effort resulted in more than 350 arrests, the recovery of 16 stolen vehicles and the seizure of 30 illegal firearms and a variety of illegal drugs.

“This operation was very large in scale and took careful planning,” District Attorney Jimmie Harp said. “Over 120 felony arrests were made in Etowah County alone. The cooperation between the FBI, state and local law enforcement was excellent and the operation has already made a tremendous impact on narcotics and violent criminal activity in Etowah County.”

The intelligence and information gathered during the operation also opened many new leads for drug investigations in the county, task force officials said.

By working together and combining intelligence and resources, Alabama’s drug task forces are protecting their communities and improving public safety. With support from LETS, the task forces continue dedicating resources and manpower to make Alabama an even safer place to live and do business.

Alabama Appalachian Regional Commission

MISSION

To create opportunities for self-sustaining economic development and improved quality of life in Appalachia by increasing job opportunities and per capita income, strengthening the capacity of the people of Appalachia to compete in the global economy, improving Appalachia's infrastructure and building the Appalachian Development Highway System to reduce Appalachia's isolation.

Programs Administered

- Appalachian Regional Development
- Appalachian Area Development
- Appalachian Research, Technical Assistance and Demonstration Projects

Kid One Meets the Challenges of Our Children

In 1997 Russell Jackson desperately sought to revive a 5-year-old who had become choked. The child died leaving Jackson to vow that he would do something to make a difference in the lives of children.

As a result, Kid One Transport was born. The Birmingham-based service organization provides transportation, mainly for impoverished children and expectant mothers to non-emergency health care appointments.

“Each day in Alabama literally thousands of families sit idle wondering how they will get their child to the doctor when they become ill and have no means of transportation,” said Jackson.

Aided by funding from the Appalachian Regional Commission, Kid One has been able to expand into some of the state's poorer counties. Created by Congress in 1965 ARC is a partnership of federal, state and local governments dedicated to improving life for residents in 13 states, including Alabama. In Alabama, the program is

administered by the Alabama Department of Economic and Community Affairs. “Although the need for the services of Kid One Transport is overwhelming and nowhere near being met, I can say the return on ADECA's investment into Kid One is truly priceless,” said Jackson.

Since its beginning, Kid One has logged nearly 3 million miles and served more than 22,500 clients in about half of the state's 67 counties.


Transport needs range from standard medical checkups to kidney dialysis treatments. The organization hopes to eventually serve the entire state and expand into other states. The service is especially necessary in Alabama's poor Black Belt counties.

“We are able to bridge the gap between health care providers and the children that need the care but don't have access to it,” said Tracy Smith, chief executive of Kid One.

ARC helps fund a wide variety of programs in 37 Alabama counties. It has been instrumental in funding infrastructure necessary for new or expanding industries, supplying essential services such as public water, sewer and road improvements to communities and helping improve education.



ARC funding has enabled Kid One to expand its coverage in Alabama.



Kid One provides transportation for mainly impoverished children and expectant mothers for health-care related services.

Governor's Resources and Economic Assistance Programs

MISSION

To enhance local economic and community development activities by promoting economic development incentives with an emphasis on small and minority-owned businesses and providing resources for effective planning and implementation.

Programs Administered

- Renewal Communities
- Gulf Opportunity Zone Credit Program
- Community and Economic Development Technical Assistance
- Alabama Enterprise Zones
- Delta Regional Authority
- Minority Business Enterprises
- Enterprise Communities

Governor's Resources and Economic Assistance Programs Helps to Meet the Challenges of a Growing Alabama

Ensuring that businesses, especially those owned by minorities or located in economically distressed areas, have a chance to succeed is one of the major goals of the Governor's Resources and Economic Assistance Programs division.

The division not only provides direct assistance to business owners, it often steers them toward other programs that may be available to assist them. In some instances, the division is able to obtain grants to help low-income areas with economic development.

The division manages Alabama's role in the Delta Regional Authority, which was created by Congress in 2000 to strengthen economies in low-income areas in portions of eight states. Twenty counties in Alabama are eligible for funding or assistance through the DRA. Alabama counties served by DRA are Barbour, Bullock, Butler, Choctaw, Clarke, Conecuh, Dallas, Escambia, Greene, Hale, Lowndes, Macon, Marengo, Monroe, Perry, Pickens, Russell, Sumter, Washington and Wilcox.

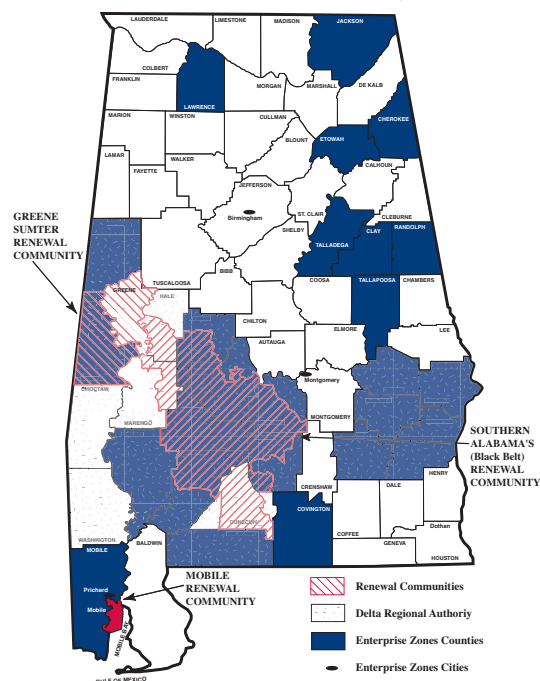
Another REAP initiative is the Alabama Enterprise Zone program which offers state-level tax credits and exemptions to businesses in targeted areas. The program's goal is to encourage businesses to build or expand in economically depressed areas and encourage the hiring of employees. Bolstering businesses and helping them to succeed in turn improves other commerce and the economic fortunes of communities and regions.

The Minority Business Enterprises Program helps provide minority business owners with markets for their products and services. Upon a

business's certification, the program gives business owners an advantage when marketing goods. The certification also provides business owners access to a variety of programs specifically developed for struggling businesses. These programs also provide technical assistance.

REAP also works with the Alabama Black Belt Action Commission to improve economies and living conditions in 12 Alabama counties and surrounding areas that make up Alabama's Black Belt. The Black Belt is an area stretching across south-central Alabama and much of the area has high unemployment and school dropout rates, poverty and insufficient health care.

Governor's Resources and Economic Assistance Programs Areas



Alabama Recreational Programs

MISSION

To generate outdoor recreation opportunities, to strengthen the health and vitality of Alabama's population, and foster sound planning and investment strategies to protect, expand and ensure the quality of outdoor recreation.

Programs Administered

- Land & Water Conservation Fund
- Recreational Trail Program

Recreation Grants Enhance Alabama Communities

When Excel Mayor Jenny Countryman visits the city's trail in Murphy Park, she always encounters other residents.

"When I was through there the other day there were six baby strollers being pushed by moms and dads, someone being pulled in a wagon, four people skating, a child on a bicycle and numerous walkers," Countryman said. "It's that way all the time. Any given day there is someone on that trail."

The trail is a 3,465-foot-long asphalt path that winds through the park, and according to Countryman it is like the crown of the municipal recreational area. The trail was built with help from a \$43,240 Recreational Trail grant.

"We have trees and benches around it. It's beautiful," said Countryman. "You see a lot of smiles. Everywhere I go someone says thank you."

For years Recreational Trail and Land and Water Conservation Fund grants administered through ADECA have provided Alabama cities and towns with facilities designed to encourage outdoor activities and exercise. The grants also improve the quality of life in communities, provide a venue for special events that attract residents and

tourists, are environmental friendly and help communities address recreational challenges.

LWCF grants have been used in Alabama to build baseball, softball and soccer fields, develop playgrounds and pavilions and create elaborate recreational water features. ADECA receives funds


for the program from the U.S. Department of Interior.

Recreational Trail grants, funded through the U.S. Department of Transportation, help purchase land and develop property for a variety of trail types ranging from wilderness trails to multi-purpose paved surfaces. In some areas of Alabama grants have been used to fund trails dedicated primarily for motorized vehicles like motorcycles and all-terrain vehicles.

Recreational Trail and LWCF grants are awarded on a competitive basis. LWCF grants require recipients to provide funding equal to or

exceeding the amount of the grant. Countryman said while the town's Recreational Trail grant required "a lot of paperwork" and accountability, it was well worth the effort.

"You can't walk it without looking at the sky and thanking God to be alive," she said.



Trail and park grants have helped improve Alabama communities and provide recreation opportunities.

Legal

MISSION

To provide advice, risk management, litigation and other legal services to the Alabama Department of Economic and Community Affairs.

Programs Administered

- Legal
- General Services

Legal Section Provides Guidance to ADECA Programs

Legal documents issued by ADECA flow through the department's Legal Section for review. Painstaking examination ensures that ADECA, grant recipients and associated agencies adhere to all laws and pertinent regulations.

The staff carefully reviews legislative bills and acts to determine their effect on ADECA-related programs and functions. The section makes sure ADECA employees are familiar with existing, amended and new laws.

The Legal Section provides legal guidance for all ADECA divisions by helping to formulate documents and interpret technical issues along with providing advice on how to proceed through any given legal

situation. The section also represents ADECA in administrative law hearings, litigation and all court-related matters.

The staff works with Human Resources to ensure that all matters, sensitive or otherwise, involving ADECA employees are conducted according to state and agency policies and procedures. Attorneys also ensure compliance with federal and state employment laws.

General Services, which is part of the Legal Section, handles the department's mail and parcels, interoffice correspondence and oversees distribution of office supplies for ADECA.

Human Resources

MISSION

To effectively administer ADECA's personnel needs and use all available resources to provide current and potential employees with the highest quality of personnel-related services.

Human Resources is the Backbone of ADECA's Ability to Improve Alabama

Every route involving employment at ADECA begins and ends with Human Resources. The section assists divisions in hiring, transferring, promoting and recognizing employees. Retiring employees also rely on Human Resources for guidance on benefits and other measures that can make retirement more enjoyable.

The section aids divisions by supplying supervisors with lists of qualified applicants available to fill positions necessary for ADECA to fully function as a state agency. Human Resources also steps in when new positions are created or existing positions are expanded. ADECA Human Resources, in cooperation with the Alabama State

Personnel Department, updates job duties and skill requirements and performs other functions to enable ADECA to better serve the citizens of Alabama.

Through Human Resources, supervisors and employees are notified of specialized training for job improvement, updated interviewing and hiring processes and performance appraisals. The office also is consulted for guidance on disciplinary measures.

ADECA employees also are encouraged to regularly consult with the section to receive updated information on benefits, job description and personal and sick leave.

Alabama Communications and Information

MISSION

To foster ADECA's mission of Building Better Alabama Communities by informing and educating the public, providing support to all of ADECA's divisions and encouraging participation in community service projects.

Programs Administered

• Public Information • Census Bureau Liaison • Graphic Arts • Legislation • Charitable Campaigns

Communications Provides Support for Divisions; Informs Public

When the drought hit Alabama in the summer of 2007 it made news – big news. Devastated crops, wildfires, water wars and water restrictions made headlines across Alabama and the United States.

ADECA's Office of Water Resources found itself working overtime to coordinate efforts to cope with the water shortage. To fully assess the problem, they needed to carefully monitor news coverage of the drought and its impact on Alabama residents.

Fortunately the Communications and Information Division was able to offer some much needed support. As part of daily updates to @ADECA, an electronic newsletter for employees, CID staffers review media outlets for news impacting ADECA programs. Relevant news items are incorporated into the online newsletter and are available immediately to employees.

OWR Director Brian Atkins said this resource proved to be a necessary tool in the day-to-day operations of his office.

"The @ADECA media coverage page has been invaluable for OWR during the historic drought we have experienced this year," Atkins said. "Part of OWR's mission is to monitor drought impacts and coordinate drought response efforts, and the @ADECA media coverage saved us a lot of time in that we can go to one source for newspaper reports to help us get this information. We really appreciate all of the time that CID spends compiling the news articles for us. It is a tremendous help."

News articles are sorted by program, so any employee can easily locate media coverage related to their area of responsibility.

The newsletter also features stories and

announcements about ADECA divisions and employees, a departmental calendar, a legislative page that keeps track of bills that may affect ADECA and other useful news and features.

CID provides additional support for ADECA's programs by designing and printing manuals, handbooks, pamphlets, reports, forms, posters, signs, business cards and other materials.

In addition to preparing printed materials, CID works with the news media to inform Alabamians about the many ADECA programs that help meet the challenges of a growing state. CID strengthens

the department's public accountability by issuing news releases reporting the award of grants and by responding to media and citizen inquiries about grants and programs. In addition, CID assists the ADECA Director to notify legislators when grants are awarded affecting their districts.

CID represents ADECA in other roles involving the media, other governmental agencies and community charitable organizations. In 2007 and 2008, CID represented ADECA in an advisory role for the publication of "The Alabama Guide," a comprehensive publication about the state that covers Alabama history, geography, industrial development, government and many more subjects.

The CID director serves as the Governor's Liaison with the U.S. Census Bureau, advising the department on census matters, assisting other state agencies and citizens on census data and serving as the state's certifying official for municipal boundary changes and annexations.

Throughout the year, CID staff coordinates charitable fundraising campaigns and blood drives.



Brian Atkins checks media coverage for the Office of Water Resources. CID compiles news clippings to help each ADECA division monitor news and issues concerning their programs.

Financial Services

MISSION

To provide exceptional financial support and accountability to the department and Alabama citizens through accounting, budgeting, procurement, and property management.

Programs Administered

- Fiscal Section
- Payroll
- Property Management

Financial Services Discharges a Long List of Duties

Financial Services may have a simple name, but its duties and responsibilities are far more complex. The section is charged with managing millions of dollars of taxpayers' money and public property. In addition to maintaining and dispersing the payroll for ADECA employees, the section also has hands-on responsibilities involving grants issued through the department.

Financial Services employees are entrusted with developing a budget and ensuring that divisions

and sections maintain good fiscal responsibility with public funds. Employees also are required to keep an accurate inventory of ADECA property and oversee any major purchases or travel expenses for ADECA employees. The section conducts an annual inventory to keep track of state property.

Financial Services also leads the department's participation in the SMART budgeting process. The process is intended to enable taxpayers to see exactly how state funds are spent.

Information Services

MISSION

To provide information technology and telecommunications services and support to ADECA and its stakeholders.

Programs Administered

- PC Support
- Telecommunications
- Operations
- Programming

Information Services Keeps ADECA Technology Sharp

With technology moving at a rapid pace it is imperative to keep up or be left behind. The Information Services Section is the catalyst that keeps ADECA employees at the forefront of telecommunication and information technology and enables them to meet the challenges of a growing Alabama.

The section is responsible for the daily maintenance of the ADECA computer and telecommunications network, including installation of software, correcting technical problems and providing training. In addition, the section works with other divisions and sections to ensure that employees are equipped with suitable programming

to do their jobs effectively and efficiently.

The section works with the state Finance Department's Information Services Division, which manages the state computer network, to assure that statewide programs, policies and procedures involving computer networking are implemented smoothly integrated with ADECA systems.

Information Services employees have assisted ADECA divisions or related programs in making it possible to communicate electronically over long distances and thus eliminate unnecessary transportation costs and save time.

Alabama Rural Action Commission

MISSION

Measurably improve the quality of life in rural Alabama by working with all Alabama citizens and any other supportive parties.

Rural Action Commission Helping Alabama Prepare for Challenges

ADECA provides support for one of Gov. Bob Riley's most ambitious programs. Although still in its infancy, the Alabama Rural Action Commission has made strides in improving the quality of life in Alabama's rural areas.

Molded on the successful Alabama Black Belt Action Commission, the Rural Action Commission is also a volunteer organization, but on a larger scale. The commission is seeking to improve quality of life in Alabama by improving health and education, providing economic development and new jobs.

The commission, headed by former state Sen. Gerald Dial, is composed of eight regions. Each region is composed of two to nine counties and operates independently of other regions. The regions are encouraged to focus on the most pressing challenges facing the region.

Gov. Riley chose a regional approach because it encourages counties, cities and towns to work together to provide positive results beyond city limits and county borders.

The Rural Action Commission is taking a role in helping southwest Alabama prepare for the impact of the ThyssenKrupp plant which is being constructed in Washington County.

Another Rural Action Commission project is preparing communities for the growth expected from the completion of Corridor X or Interstate 22 in northwest Alabama. The new road will improve transportation from Birmingham to Memphis, Tenn.

ADECA's Communications and Information Division supports the Rural Action Commission through the design, editing and distribution of printed materials and news releases.



Gov. Bob Riley announced the need and formation of the Alabama Rural Action Commission in 2007

Alabama Advantage

MISSION

To promote Alabama communities and tout the advantages of living and working in Alabama.

Program Seeks to Draw Retirees to Alabama

For years the Alabama Advantage program sought to attract retirees and other interested parties into Alabama – if not to live, at least to visit.

But Alabama's recent success in attracting high-profile industries added another assignment to the program: Show others that Alabama is not only a good place to live, it also is a wonderful

place to work.

"We have a unique opportunity in this state right now to attract people seeking jobs," said ADECA Director Bill Johnson. "We are changing our image around the world. We have retooled Alabama Advantage to show that Alabama is a

(Continued on page 22)

(Continued from page 22)
great place to work.”

The ADECA program offers annual week-long expos in Gulf Shores and Montgomery enabling Alabama counties, cities and towns to showcase their communities. Additionally the program provides a Web site, www.alabamaadvantage.com, and publishes a once-a-year magazine touting the advantages of living in Alabama.



Black Belt Treasurer's is one of many participants at Alabama Advantage exhibitions.

Jan Wood, executive director of the Wetumpka Chamber of Commerce, said that her city has no way to gauge how effective the program has been in attracting newcomers to the Elmore County community, but it does not hurt.

“I think any time we have the opportunity to put our name out in public in a positive manner then we need to take advantage of that,” said Wood.

Community Partnership Re-entry & Recovery

MISSION

To help former inmates make a successful transition from prison to civilian life.

Program Helps Individuals, Communities Deal with Adversity

Ken Burroughs likes to look people in the face when facing them. That may explain why he was so disturbed when Ashley Lane didn't acknowledge his nod when he passed her in the hall of The Lovelady Center, a faith-based rehabilitation center for women and children in Birmingham.

“She was looking down,” Burroughs recalled. “When she finally looked up I saw she was missing an eye.”

No message had to be relayed. Burroughs, a member of the Gov. Bob Riley's Community Partnership program, understood. He immediately went to work.

Six weeks later Ashley was provided a prosthetic eye at no charge thanks to the work of Burroughs, the program and Lions Club International.

“I feel like a brand new person,” Ashley said. “I feel like I got my life back.”

Ashley, 32, lost her eye as a result of an accident with a cleaning solution for contact lenses. Around the same time, she relapsed into a drug habit.

“I got back on drugs and violated my probation and was sent to prison,” she said.

She was later transferred to Lovelady Center to help in the transition from prison to civilian life. She has since obtained a civilian job as part of the transition.

The Community Partnership program has been

fundamental in helping the Lovelady Center establish a library for tenants and their children.

The program has also helped communities rebound from disasters. The program also has been instrumental in helping the city of Enterprise dig



Community Partnership has been instrumental in helping the Lovelady Center transitional program.

out from a devastating tornado that destroyed much of the high school and surrounding housing area.

More recently the program has sought the assistance of faith-based organizations to make the program more successful.

Black Belt Action Commission

MISSION

Measurably improve the quality of life in Alabama's Black Belt Region by actively working with all citizens of Alabama and any other supportive parties.

Black Belt Action Commission Making a Difference in Alabama

Not long ago, if you lived in Perry County and needed medical care about your only option was to travel to Selma, Tuscaloosa or Demopolis for treatment.

The Alabama Black Belt Action Commission



The Black Belt Action Commission sponsored several medical and eye-care screenings throughout the Black Belt region.

has made the path to wellness a little shorter. The commission's Health Committee has brought health care to the county through a series of health fairs and free screenings.

"We realize that we have a long way to go to improve our health care, but this program has made a significant impact," said Frances Ford, executive director of Sowing Seeds of Hope, a group established to improve living conditions in Perry County and a partner with the Black Belt Action Commission. "It has brought health care to our community, and it has made a difference in just increasing awareness."

The all-volunteer commission has offered eye and general health screenings and free follow-up treatments.

Created by Gov. Bob Riley in 2004, the commission was set up to improve living conditions in a 12-county area across south-central Alabama

that has been marked by poverty, high drop-out and unemployment rates, insufficient health care and declining populations.

From the beginning, ADECA has provided support services for the Black Belt Action Commission, including help with publications, publicity and logistics. ADECA Assistant Director Doni Ingram serves as the commission's executive director.

Gov. Riley's goal in starting the commission was to uplift Alabama. Commission committees have successfully marketed and opened outlets for products made by Black Belt residents, introduced cultural programs, organized youth sports and made improvements to schools, parks and public buildings.

"We are so appreciative to Gov. Bob Riley for having the initiative and vision to do something and to all the volunteers who have helped accomplish the goals," said Ford, who is also a Black Belt commission volunteer.



The acting duo of Malik and Vassie Welback-Browne of Eutaw participated in events to interest Black Belt students in the arts.

Alabama Department of Economic and Community Affairs 2006-2007 Federal Receipts and Disbursements

Federal Grantor / Program Title	Receipts	Expenditures
U. S. DEPARTMENT OF COMMERCE		
Economic Development-Support for Planning Organizations	326,000.00	290,678.37
Economic Adjustment Assistance	40,000.00	390,000.00
Unallied Industry Projects	134,037.22	134,037.22
U. S. DEPARTMENT OF HOUSING AND URBAN DEVELOPMENT		
Community Development Block Grants/State's Program	47,269,492.13	47,303,467.40
Emergency Shelter Grants Program	1,522,950.83	1,523,617.64
Housing Opportunities for Persons with AIDS	1,295,976.12	1,300,065.95
U. S. DEPARTMENT OF INTERIOR		
National Park Service		
Outdoor Recreation-Acquisition, Development and Planning	1,188,776.32	1,041,347.77
U. S. DEPARTMENT OF JUSTICE		
Prisoner Reentry Initiative Demonstration (Offender Reentry)	594,730.50	595,401.27
Juvenile Accountability Incentive Block Grants	668,101.36	768,374.32
Juvenile Justice and Delinquency Prevention-Allocation to States	864,379.39	865,234.88
Title V-Delinquency Prevention Program	104,376.71	104,310.07
National Institute of Justice Research, Evaluation, Development Project Grants	294,915.71	295,140.84
Crime Victim Assistance	5,774,439.79	5,774,602.74
Edward Byrne Memorial Formula Grant Program	355,033.53	353,690.83
Violent Offender Incarceration and Truth in Sentencing Incentive Grants	3,796,568.35	3,796,408.61
Violence Against Women Formula Grants	1,893,376.89	1,894,493.18
Grants to Encourage Arrest Policies and Enforcement of Protection Orders	570,662.23	570,662.23
Local Law Enforcement Block Grant Program	(109.39)	
Residential Substance Abuse Treatment for State Prisoners	930,688.80	934,940.16
Bulletproof Vest Partnership Program	24,262.76	19,184.00
Public Safety Partnership and Community Policing Grants	30,708.05	30,708.05
Enforcing Underage Drinking Laws Program	336,625.76	336,609.99
Protecting Inmates and Safeguarding Communities Discretionary Grant Program	83,835.07	83,835.07
Edward Byrne Memorial Justice Assistance Grant Program	5,092,704.46	5,519,214.66
U. S. DEPARTMENT OF LABOR		
Employment Service/Wagner-Peyser Funded Activities	(1,837.50)	(1,837.50)
Employment Services and Job Training Pilots-Demonstrations and Research	(15,236.44)	(15,236.44)
Workforce Investment Act		
Adult Program	13,072,717.17	13,147,115.49
Youth Activities	12,754,859.28	13,148,581.25
Dislocated Workers	16,373,746.46	16,930,203.98
Pilots, Demonstrations, and Research Projects	4,148,298.50	4,112,435.81
Work Incentive Grants	102,215.46	96,214.42
Incentive Grants - WIA Section 503	301,961.56	613,508.94
Disability Employment Policy Development	226,347.79	224,279.73

Federal Grantor / Program Title	Receipts	Expenditures
DEPARTMENT OF TRANSPORTATION		
Recreational Trails Program	2,378,479.14	2,356,416.72
State and Community Highway Safety	3,990,646.07	3,946,446.74
Occupant Protection	304,722.97	304,722.97
Safety Incentive Grants for Use of Seatbelts	70,660.44	70,552.70
Safety Incentives to Prevent Operation of Motor Vehicles by Intoxicated Persons	587,015.32	946,545.85
Safety Belt Performance Grants (New Program)	913,165.69	913,165.69
APPALACHIAN REGIONAL COMMISSION		
Appalachian Area Development	365,624.57	365,624.57
Appalachian Research, Technical Assistance, and Demonstration Projects	121,190.12	130,526.30
GENERAL SERVICES ADMINISTRATION		
Donation of Federal Surplus Personal Property	24,846,849.00	26,928,778.00
	value of property-not cash received	
U. S. DEPARTMENT OF ENERGY		
State Energy Program	752,775.19	752,775.19
Weatherization Assistance for Low-Income Persons	2,585,009.32	2,514,280.22
Regional Biomass Energy Programs	34,292.28	34,268.16
Conservation Research and Development	-	4,100.00
Energy Efficiency and Renewable Energy Information Dissemination	54,884.20	47,080.66
State Energy Program Special Projects	119,112.94	119,112.94
Other Federal Assistance		
Citronelle	(16,672.76)	
Crude Oil Refund	4,519.00	
Exxon	(1,809.98)	3,941.30
Second Stage	(14,817.05)	
Strip Oil	45,663.98	149,885.91
Texaco	(672,561.44)	(709,742.79)
U. S. DEPARTMENT OF EDUCATION		
Safe and Drug-Free Schools and Communities-State Grants	1,043,338.98	1,095,256.43
U. S. DEPARTMENT OF HEALTH AND HUMAN SERVICES		
Low-Income Home Energy Assistance	23,500,432.61	22,915,617.12
Community Services Block Grant	11,997,878.90	11,915,350.66
Community Services Block - Community Food and Nutrition Programs	32,894.54	32,894.54
Empowerment Zones Program	309,863.12	309,863.12
Family Violence Prevention and Services/Grants for Battered Women's Shelters	1,454,395.44	1,454,302.31
U. S. DEPARTMENT OF HOMELAND SECURITY		
Community Assistance Program State Support Services Element (CAP-SSSE)	127,504.22	140,196.30
Cooperating Technical Partners	2,895,015.89	2,895,015.89
Map Modernization Management Support	265,818.95	265,818.95
TOTAL FEDERAL ASSISTANCE	198,251,496.52	202,084,087.38

Alabama Department of Economic and Community Affairs 2007-2008 Federal Receipts and Disbursements

Federal Grantor/Program Title	Receipts	Expenditures
U. S. DEPARTMENT OF COMMERCE		
Economic Development-Support for Planning Organizations	10,000.00	
Economic Adjustment Assistance	10,000.00	
U. S. DEPARTMENT OF HOUSING AND URBAN DEVELOPMENT		
Community Development Block Grants/State's Program	45,621,870.93	45,563,164.87
Emergency Shelter Grants Program	1,259,311.97	1,259,245.95
Housing Opportunities for Persons with AIDS	1,637,955.81	1,636,030.45
U. S. DEPARTMENT OF INTERIOR		
U S Geological Survey_ Research and Data Collection (New Program)	16,844.44	19,730.88
National Park Service		
Outdoor Recreation-Acquisition, Development and Planning	1,032,382.86	1,179,811.41
U. S. DEPARTMENT OF JUSTICE		
Prisoner Reentry Initiative Demonstration (Offender Reentry)		(7,097.64)
Juvenile Accountability Block Grants	671,876.38	643,925.10
Juvenile Justice and Delinquency Prevention-Allocation to States	971,851.22	971,252.92
Title V-Delinquency Prevention Program	66,076.11	66,088.22
National Institute of Justice Research, Evaluation and Development Project Grants	5,096.37	4,871.41
Crime Victim Assistance	5,921,680.24	5,920,795.49
Edward Byrne Memorial Formula Grant Program	23,355.54	23,367.23
Violence Against Women Formula Grants	2,185,422.39	2,185,982.51
Grants to Encourage Arrest Policies and Enforcement of Protection Orders	553,387.03	553,387.03
Residential Substance Abuse Treatment for State Prisoners	189,940.12	185,577.10
Public Safety Partnership and Community Policing Grants	266,884.68	266,884.68
Enforcing Underage Drinking Laws Program	378,767.05	379,043.13
Protecting Inmates and Safeguarding Communities Discretionary Grant Program	280,834.17	280,834.17
Edward Byrne Memorial Justice Assistance Grant Program	8,581,719.29	10,343,576.15
Paul Coverdell Forensic Sciences Improvement Grant Program	256,293.71	256,293.71
U. S. DEPARTMENT OF LABOR		
WIA Adult Program	9,546,128.94	9,832,003.71
WIA Youth Activities	12,280,453.66	12,067,932.76
WIA Dislocated Workers	9,810,327.50	9,889,398.16
Pilots, Demonstrations, and Research Projects	6,280,134.11	6,274,390.42
Work Incentive Grants	569,897.54	572,807.08
Incentive Grants - WIA Section 503	(3,265.99)	(3,265.99)
Community Based Job Training	2,427.32	1,871.88
Disability Employment Policy Development	(2,435.53)	(2,435.53)

Federal Grantor / Program Title	Receipts	Expenditures
U. S. DEPARTMENT OF TRANSPORTATION		
Recreational Trails Program	1,967,819.71	1,966,424.88
State and Community Highway Safety	3,268,084.81	3,301,770.99
Alcohol Traffic Safety and Drunk Driving Prevention Incentive Grants	789,746.54	789,746.54
Occupant Protection	327,056.91	327,056.91
Safety Incentive Grants for Use of Seatbelts	373.54	373.54
Safety Belt Performance Grants	1,562,342.55	1,562,342.55
State Traffic Safety Information System Improvement Grants	730,992.81	704,547.08
APPALACHIAN REGIONAL COMMISSION		
Appalachian Area Development	563,404.19	563,404.19
Appalachian Research, Technical Assistance, and Demonstration Projects	136,406.99	136,471.75
GENERAL SERVICES ADMINISTRATION		
Donation of Federal Surplus Personal Property	34,530,210.00	29,734,988.00
	value of property-not cash received	
U. S. DEPARTMENT OF ENERGY		
State Energy Program	780,321.69	780,321.69
Weatherization Assistance for Low-Income Persons	2,158,827.74	2,228,152.48
Conservation Research and Development	11,509.66	7,409.66
State Energy Program Special Projects	48,619.19	48,619.19
Other Federal Assistance		
Citronelle	16,734.98	6,676.40
Exxon	35,534.31	56,445.47
Second Stage	13,742.73	
Strip Oil	68,926.60	161,393.87
Texaco	200,024.53	142,615.08
U. S. DEPARTMENT OF EDUCATION		
Safe and Drug-Free Schools and Communities-State Grants	1,031,944.53	1,040,319.22
U. S. DEPARTMENT OF HEALTH AND HUMAN SERVICES		
Low-Income Home Energy Assistance	22,121,909.21	22,725,599.42
Community Services Block Grant	11,239,849.70	11,406,071.06
Empowerment Zones Program	137,721.38	137,721.38
Family Violence Prevention and Services/Grants for Battered Women's Shelters	1,391,270.25	1,391,535.07
U. S. DEPARTMENT OF HOMELAND SECURITY		
Community Assistance Program State Support Services Element (CAP)	108,404.42	99,591.70
Cooperating Technical Partners	4,480,063.47	4,487,171.13
Map Modernization Management Support	217,136.99	210,029.33
TOTAL EXPENDITURES OF FEDERAL AWARDS	196,364,197.29	194,382,265.84

Get Connected to ADECA Services

ADECA	334-242-5100
Appalachian Regional Commission (ARC)	256-845-3472
Audit	334-242-5470
Communications & Information (CID)	334-242-5525
Community Development Block Grant (CDBG)	334-242-0492
Community Services Block Grant (CSBG)	334-353-4023
Energy (ED)	334-242-5290
Financial Services (FS)	334-242-5729
Gov.'s Resources & Economic Assistance Programs (REAP)	334-242-5370
Human Resources	334-242-5251
Information Services (IS)	334-242-5529
Law Enforcement & Traffic Safety (LETS)	334-242-5897
Legal Services	334-242-5255
Office of Water Resources (OWR)	334-242-4991
Program Integrity	334-242-5470
Recreational Programs	334-242-5483
Surplus Property	334-277-5866
Workforce Development Division(WDD)	334-242-5300
Alabama Advantage	334-242-5469
Alabama Rural Action Commission (ARAC)	334-353-8286
Black Belt Action Commission	334-353-5682
Community Partnership Re-entry & Recovery	334-353-2043

AUBURN UNIVERSITY - ACES

BUDGET OF REVENUE

October 1, 2007-September 30, 2008

	SOURCE OF FUNDING	2007-2008 ESTIMATED REVENUE UNRESTRICTED	2007-2008 ESTIMATED REVENUE RESTRICTED	2007-2008 ESTIMATED REVENUE TOTAL	2006-2007 REVENUE TOTAL	PERCENT CHANGE
ALABAMA COOPERATIVE EXTENSION SYSTEM						
<u>I. CURRENT FUNDS</u>						
	<u>A. STATE APPROPRIATIONS</u>	44,607,934		44,607,934	37,515,680	18.90%
	<u>B. FEDERAL APPROPRIATIONS</u>					
	Fed Smith-Lever 3b & 3c		6,510,450	6,510,450	6,185,234	
	Fed Smith-Lever 3d		1,941,486	1,941,486	1,942,851	
	Fed Smith-Lever Other 3d		245,917	245,917	245,917	
	Employee Benefits (FSL)		457,571	457,571	409,145	
	Total Federal Appropriations		9,155,424	9,155,424	8,783,147	4.24%
	<u>C. COUNTY OPERATIONS</u>		2,756,360	2,756,360	2,669,615	3.25%
	<u>D. OTHER INCOME</u>					
	Sales & Services		145,000	145,000	145,000	
	Grants, Contracts, And Agreements		6,967,858	6,967,858	7,721,908	-9.77%
			7,112,858	7,112,858	7,866,908	
	TOTAL ALABAMA COOPERATIVE EXTENSION SYSTEM	44,607,934	19,024,642	63,632,576	56,835,350	11.96%

SUMMARY OF EXPENDITURES

ORG	PROJECT	2007-2008 PERSONNEL COST			2007-2008 TOTAL PERSONNEL COSTS	2007-2008 MAINTENANCE			2007-2008 TOTAL MAINTENANCE COSTS	2007-2008 TOTAL	2006-2007 TOTAL	PERCENT CHANGE
		600	610	620		700	740	800				
		SALARIES	WAGES	EMPLOYEE BENEFITS		OTHER OPER EXPENSES	CAPITAL OUTLAY	TRANSFERS OR OTHERS				
	ALABAMA COOPERATIVE EXTENSION SYSTEM CURRENT UNRESTRICTED FUNDS											
	A. STATE SMITH-LEVER-OFFSET & SUPPLEMENT											
	Fund # 104001 (Base Budget)											
	College of Agriculture											
403006	ACES-Agriculture	70,090		18,223	88,313					88,313	87,534	
403011	ACES Sal-Ag Econ	526,734	12,065	140,088	678,887					678,887	638,858	
403012	ACES Sal-Bio Sys	247,071	26,510	71,131	344,712					344,712	323,506	
403013	ACES Sal-Agron	647,795	21,241	173,950	842,986					842,986	819,370	
403014	ACES Sal-A D Sci	585,619	20,454	157,579	763,652					763,652	644,880	
403015	ACES Sal-Entom	473,953	99,031	148,976	721,960					721,960	866,066	
403016	ACES Sal-Fish	347,674	55,363	100,651	503,688					503,688	454,405	
403017	ACES Sal-Hort	389,921	41,613	112,199	543,733					543,733	455,336	
403018	ACES Sal-P Sci	299,715	36,480	87,410	423,605					423,605	388,268	
404574	ACES Sup - Ag Econ					39,600			39,600	39,600	33,075	
404575	ACES Sup - Ag Eng					16,650			16,650	16,650	15,675	
404576	ACES Sup - Agron					49,425			49,425	49,425	50,925	
404577	ACES Sup - A. D. Sc					51,450			51,450	51,450	43,275	
404578	ACES Sup - Entom					39,600			39,600	39,600	49,500	
404579	ACES Sup - Fisheries					32,550			32,550	32,550	35,700	
404580	ACES Sup - Horticulture					31,950			31,950	31,950	29,850	
404582	ACES Sup - P Science					21,975			21,975	21,975	24,225	
404583	ACES Sup Admin/Agric					16,264			16,264	16,264	16,264	
	Total Base-Agriculture	3,588,572	312,757	1,010,207	4,911,536	299,464			299,464	5,211,000	4,976,712	4.71%
403009	College of Science & Math ACES-Sciences & Math					6,290			6,290	6,290	6,290	
403008	School of Forestry ACES-Forestry	559,289	47,976	157,889	765,154					765,154	600,939	
404584	ACES Sup - Forestry					63,348			63,348	63,348	63,348	
	Total Base-Forestry	559,289	47,976	157,889	765,154	63,348			63,348	828,502	664,287	24.72%
403007	College of Human Science ACES-Human Sciences	473,217	50,340	134,597	658,154					658,154	591,851	
404588	ACES Sup Adm/Hum Sci	22,290		5,795	28,085	47,902			47,902	75,987	74,531	
	Total Base-Human Sciences	495,507	50,340	140,392	686,239	47,902			47,902	734,141	666,382	10.17%
402502	ACES (General) County CES-Academic	7,814,194		2,031,691	9,845,885					9,845,885	10,209,272	
402503	County CES-Nonacad		2,364,212	614,695	2,978,907					2,978,907	2,836,210	
403002	Admin CES Offset	812,545	17,503	211,262	1,041,310					1,041,310	987,625	
403003	Clerical-CES	922,548	859,536	463,342	2,245,426					2,245,426	2,075,897	
403004	Specialists-CES	1,273,952		331,227	1,605,179					1,605,179	1,700,849	
403005	District-CES	148,921		38,720	187,641					187,641	195,150	
403010	ACES-COA-SAL-Savings											
403019	AG Crops					63,000			63,000	63,000	63,000	

SUMMARY OF EXPENDITURES

ORG	PROJECT	2007-2008 PERSONNEL COST			2007-2008 TOTAL PERSONNEL COSTS	2007-2008 MAINTENANCE			2007-2008 TOTAL MAINTENANCE COSTS	2007-2008 TOTAL	2006-2007 TOTAL	PERCENT CHANGE
		600	610	620		700	740	800				
		SALARIES	WAGES	EMPLOYEE BENEFITS		OTHER OPER EXPENSES	CAPITAL OUTLAY	TRANSFERS OR OTHERS				
403020	An Sci Forage					95,000			95,000	95,000	95,000	
403021	AG & Rec Pond Mgt					25,000			25,000	25,000	25,000	
403022	Fam & CD					65,000			65,000	65,000	65,000	
403023	Comm Res Dev										55,000	
403024	Con Sci & P Fin Mgt					65,000			65,000	65,000	65,000	
403025	Farm Mgt & AG Ent AN					35,000			35,000	35,000	35,000	
403026	Food Saf Prep Prev					75,000			75,000	75,000	75,000	
403027	For WL & Nat Res Mgt					50,000			50,000	50,000	50,000	
403028	Comm Hort					45,000			45,000	45,000	45,000	
403029	Ho Gr Gard&Ho Pest					120,000			120,000	120,000	120,000	
403030	Hum Nut Diet & Health					85,000			85,000	85,000	85,000	
403031	4-H Youth Dev					285,000			285,000	285,000	285,000	
404002	FO Staff Services	279,657		72,711	352,368					352,368	383,602	
404004	Sand Mtn/Blackbelt Initiatives	60,637		15,766	76,403	923,597			923,597	1,000,000	875,000	
404005	Ag Ext Centers	757,006	43,102	208,028	1,008,136					1,008,136	1,005,120	
404006	Rural Econ Develop Initiative					2,500,000			2,500,000	2,500,000	1,550,000	
404053	ACES Strategic Initiatives					1,400,000			1,400,000	1,400,000		
404569	ACES-Def Maintenance					95,704			95,704	95,704	95,705	
404570	Staff Services-CES	466,254		118,044	584,298					584,298	488,625	
404571	Support SO		5,101		5,101	1,255,479			1,255,479	1,260,580	365,450	
404572	BCIA-CES	52,910		13,756	66,666	7,350			7,350	74,016	63,338	
404573	Computer Comm Syst					565,000			565,000	565,000	465,000	
404589	ACES Salaries	1,891,000		491,660	2,382,660					2,382,660	1,372,500	
404599	ACES Sup Hum Res					19,800			19,800	19,800	19,800	
404600	ACES Sup Ad Svcs					27,300			27,300	27,300	27,300	
404601	ACES Sup Dir Off					34,607			34,607	34,607	34,608	
404605	Emp Ben CES-SSLS			3,376,447	3,376,447					3,376,447	1,670,000	
404606	ACES Sum Sal Ag Adm											
404607	ACES St Inst Support					526,503			526,503	526,503	526,503	
404608	ACES Budget Reserve					2,500,000			2,500,000	2,500,000	2,000,000	
404610	Staff Services-4-H CES	54,317	140,790	50,729	245,836	10,000			10,000	255,836	246,289	
404621	System Admin Salary	546,660	30,642	150,098	727,400	225,000			225,000	952,400	945,167	
	Total Base-General	15,080,601	3,460,884	8,188,175	26,729,660	11,098,340			11,098,340	37,828,000	31,202,009	21.24%
	TOTAL STATE SMITH-LEVER	19,723,969	3,871,957	9,496,664	33,092,590	11,515,344			11,515,344	44,607,934	37,515,680	18.90%
	<u>AUXILIARY EXTENSION</u> Fund # 104002											
404611	Ext Conferences-S											
404612	Sales, Pub & Vis-S											
	TOTAL AUX EXTENSION											
	TOTAL CURRENT UNRESTRICTED FUNDS	19,723,969	3,871,957	9,496,664	33,092,590	11,515,344			11,515,344	44,607,934	37,515,680	18.90%

SUMMARY OF EXPENDITURES

ORG	PROJECT	2007-2008 PERSONNEL COST			2007-2008 TOTAL PERSONNEL COSTS	2007-2008 MAINTENANCE			2007-2008 TOTAL MAINTENANCE COSTS	2007-2008 TOTAL	2006-2007 TOTAL	PERCENT CHANGE
		600	610	620		700	740	800				
		SALARIES	WAGES	EMPLOYEE BENEFITS		OTHER OPER EXPENSES	CAPITAL OUTLAY	TRANSFERS OR OTHERS				
	CURRENT RESTRICTED FUNDS											
	B. FEDERAL SMITH-LEVER											
	3B-3C-3D FUNDS											
	Fund # 385002											
401502	County CES-Academic						1,196,000		1,196,000	1,196,000	1,538,736	
401503	County CES-Nonacad	706,578	60,177	183,710	950,466		300,000		300,000	1,250,466	870,947	
401504	Farm Home 1862						20,720		20,720	20,720	20,720	
401505	Computer Operations						282,000		282,000	282,000	282,000	
401506	CTU ACESAG						15,000		15,000	15,000	15,000	
401509	ACES Sup Hanna						3,300		3,300	3,300	3,300	
401510	ACES Sup EAROD						44,000		44,000	44,000	44,000	
401511	ACES Sup SWARO						42,000		42,000	42,000	42,000	
401512	ACES Sup NAREO						42,000		42,000	42,000	42,000	
401513	ACES Sup PRO DEV						30,000		30,000	30,000	30,000	
401514	County Ces Acad	258,768		67,280	326,048		461,700		461,700	787,748	1,006,438	
402002	Adult Nutri 3D Prof	255,816		90,031	436,304		4,999		4,999	441,303	420,724	
402003	Adult Nutri 3D Aides		1,184,223	307,898	1,492,121		8,062		8,062	1,500,183	966,058	
402004	Cotton Production 3D						145,509		145,509	145,509	145,509	
402005	Farm Safety 3D											
402006	4-H Nutrition 3D Prof										143,206	
402007	4-H Nutrition 3D Aides										412,862	
402008	4-H Rural Development						51,103		51,103	51,103	51,103	
402010	Crop Pest Management						100,408		100,408	100,408	100,408	
402011	Urban 4-H Program						102,207		102,207	102,207	102,207	
402012	Publications Exten						125,000		125,000	125,000	125,000	
402013	ACES Sup ANR Prog						44,000		44,000	44,000	44,000	
402015	Visuals Extension						50,000		50,000	50,000	50,000	
402016	3-C, Title V	23,640		6,146	29,786		21,648		21,648	51,434	51,434	
402018	ACES Sup Comm		23,206		23,206		73,001		73,001	96,207	95,614	
402021	ACES Sup-Video						25,000		25,000	25,000	25,000	
402022	ACES Sup-HE						18,000		18,000	18,000	18,000	
402023	ACES In-Svcs Tr											
402024	ACES Sup-CTU		54,973		54,973		54,000		54,000	108,973	103,197	
402025	ACES Sup 4H Ctr						22,000		22,000	22,000	22,039	
402054	Integ/Multi Act											
402055	ACES Rural Progm Supprt						52,500		52,500	52,500	52,500	
402059	Emp Benefits CES-FSL			457,571	457,571					457,571	409,145	
402060	Multi-State ACES	1,140,325	41,538	307,285	1,489,148					1,489,148	775,000	
402061	Integrated ACES						561,645		561,645	561,645	775,000	
	TOTAL FEDERAL SMITH-LEVER	2,385,127	1,454,575	1,419,921	5,259,623		3,895,801		3,895,801	9,155,424	8,783,147	4.24%
	C. COUNTY OPERATIONS											
	Fund # 385XXX											
437001	Autauga County	6,802	24,024	8,015	38,841		6,159		6,159	45,000	45,000	
437002	Baldwin County	12,949	18,478	8,171	39,598		15,246		15,246	54,844	54,240	
437003	Barbour County	6,099		1,586	7,685					7,685	8,332	
437004	Bibb County	6,802		1,768	8,570		2,430		2,430	11,000	11,000	
437005	Blount County	6,446	25,837	8,394	40,677					40,677	38,821	
437006	Bullock County	6,802		1,769	8,571		16,429		16,429	25,000	22,500	
437007	Butler County	6,801		1,768	8,569		12,426		12,426	20,995	20,995	

SUMMARY OF EXPENDITURES

ORG	PROJECT	2007-2008 PERSONNEL COST			2007-2008 TOTAL PERSONNEL COSTS	2007-2008 MAINTENANCE			2007-2008 TOTAL MAINTENANCE COSTS	2007-2008 TOTAL	2006-2007 TOTAL	PERCENT CHANGE
		600	610	620		700	740	800				
		SALARIES	WAGES	EMPLOYEE BENEFITS		OTHER OPER EXPENSES	CAPITAL OUTLAY	TRANSFERS OR OTHERS				
437008	Calhoun County	42,752		11,116	53,868	16,947			16,947	70,815	88,088	
437009	Chambers County	6,803	9,880	4,338	21,021	1,479			1,479	22,500	11,200	
437010	Cherokee County	6,101	13,525	5,103	24,729	5,271			5,271	30,000	30,000	
437011	Chilton County	44,803		11,649	56,452					56,452	43,563	
437012	Choctaw County	6,802		1,769	8,571	9,929			9,929	18,500	18,500	
437013	Clarke County	6,798		1,767	8,565	11,435			11,435	20,000	15,000	
437014	Clay County	6,101		1,586	7,687					7,687	7,250	
437015	Cleburne County	6,803		1,769	8,572	4,318			4,318	12,890	10,000	
437016	Coffee County	6,102	23,522	7,702	37,326	21,202			21,202	58,528	58,528	
437017	Colbert County	46,159		12,001	58,160	34,440			34,440	92,600	92,655	
437018	Conecuh County	6,101		1,586	7,687	34,908			34,908	42,595	10,000	
437019	Coosa County	6,099		1,586	7,685	2,705			2,705	10,390	9,800	
437020	Covington County	6,800	24,221	8,065	39,086					39,086	40,000	
437021	Crenshaw County	6,101		1,586	7,687	9,813			9,813	17,500	31,325	
437022	Cullman County	12,949	27,066	10,404	50,419	2,081			2,081	52,500	52,559	
437023	Dale County	6,795	13,324	5,231	25,350	1,650			1,650	27,000	27,000	
437024	Dallas County	6,801		1,768	8,569	9,431			9,431	18,000	18,000	
437025	Dekalb County	6,798		1,767	8,565	15,435			15,435	24,000	24,000	
437026	Elmore County	50,986	22,131	19,011	92,128					92,128	88,352	
437027	Escambia County	100,151		26,039	126,190					126,190	119,213	
437028	Etowah County	12,950		3,367	16,317	24,963			24,963	41,280	41,280	
437029	Fayette County	6,101		1,586	7,687	7,313			7,313	15,000	15,000	
437030	Franklin County	6,799	23,858	7,971	38,627					38,627	37,885	
437031	Geneva County	6,101		1,586	7,687	5,813			5,813	13,500	13,500	
437032	Greene County	6,798		1,767	8,565					8,565	8,063	
437033	Hale County	6,802		1,769	8,571					8,571	8,063	
437034	Henry County	6,798	18,828	6,663	32,289					32,289	31,359	
437035	Houston County	39,334		10,227	49,561	38,939			38,939	88,500	80,000	
437036	Jackson County	6,801	15,512	5,801	28,114	1,886			1,886	30,000	30,000	
437037	Jefferson County	109,505	26,361	35,325	171,191	27,965			27,965	199,156	199,156	
437038	Lamar County	6,101		1,586	7,687	313			313	8,000	8,000	
437039	Lauderdale County	60,111	20,358	20,922	101,391					101,391	99,829	
437040	Lawrence County	6,798	22,495	7,616	36,909					36,909	32,684	
437041	Lee County	54,938	25,356	20,876	101,170					101,170	106,313	
437042	Limestone County	6,101	24,296	7,903	38,300	1,700			1,700	40,000	40,000	
437043	Lowndes County	6,802	10,192	4,419	21,413	7,919			7,919	29,332	27,332	
437044	Macon County	6,101		1,586	7,687	7,313			7,313	15,000	15,000	
437045	Madison County	30,601	18,575	12,786	61,962					61,962	61,526	
437046	Marengo County	6,800		1,768	8,568	11,431			11,431	20,000	20,000	
437047	Marion County	5,798	17,659	6,099	29,556	4,744			4,744	34,300	34,295	
437048	Marshall County	12,949		3,367	16,316	14,964			14,964	31,280	31,280	
437049	Mobile County	30,602	82,598	29,432	142,632					142,632	145,258	
437050	Monroe County	6,801	22,714	7,674	37,189	32,528			32,528	69,717	69,718	
437051	Montgomery County	19,749	24,680	11,552	55,981	27,538			27,538	83,519	79,542	
437052	Morgan County	12,947	11,248	6,291	30,486	34,514			34,514	65,000	65,000	
437053	Perry County	6,799		1,768	8,567	1,433			1,433	10,000	10,000	
437054	Pickens County	6,102		1,587	7,689	8,451			8,451	16,140	16,140	
437055	Pike County	6,098		1,585	7,683	4,317			4,317	12,000	12,000	
437056	Randolph County	6,098		1,586	7,684	19,534			19,534	27,218	26,912	
437057	Russell County	6,800	22,859	7,712	37,371	10,849			10,849	48,220	35,805	
437058	Shelby County	14,349	22,932	9,693	46,974	3,026			3,026	50,000	50,000	

SUMMARY OF EXPENDITURES

ORG	PROJECT	2007-2008 PERSONNEL COST			2007-2008 TOTAL PERSONNEL COSTS	2007-2008 MAINTENANCE			2007-2008 TOTAL MAINTENANCE COSTS	2007-2008 TOTAL	2006-2007 TOTAL	PERCENT CHANGE
		600	610	620		700	740	800				
		SALARIES	WAGES	EMPLOYEE BENEFITS		OTHER OPER EXPENSES	CAPITAL OUTLAY	TRANSFERS OR OTHERS				
437059	St. Clair County	6,800	24,832	8,224	39,857					39,857	32,000	
437060	Sumter County	6,797		1,767	8,564	5,580		5,580	14,144	14,144	14,144	
437061	Talladega County	12,952		3,368	16,320	880		880	17,200	17,200	17,200	
437062	Tallapoosa County	6,803		1,769	8,572	9,928		9,928	18,500	18,500	18,500	
437063	Tuscaloosa County	53,351		13,871	67,222	3,378		3,378	70,600	70,600	70,600	
437064	Walker County	30,459		7,919	38,378				38,378	37,225	37,225	
437065	Washington County	6,101		1,586	7,687	313		313	8,000	7,250	7,250	
437066	Wilcox County	6,804		1,769	8,573	9,471		9,471	18,044	18,044	18,044	
437067	Winston County	6,101		1,586	7,687	113		113	7,800	7,800	7,800	
	TOTAL COUNTY OPERATIONS	1,105,108	637,361	453,043	2,195,512	560,848		560,848	2,756,360	2,669,615		3.25%
	D. RESTRICTED NON-FEDERAL CONTRACTS & GRANTS											
	403501 See Department Operating Budget for Details	238,572	671,524	236,624	1,146,720	2,698,288		2,698,288	3,845,008	3,012,459		27.64%
	E. AUXILIARY EXTENSION OTHER FEDERAL FUNDS											
	400501 See Department Operating Budget for Details	600,071	63,311	172,479	835,861	2,286,989		2,286,989	3,122,850	4,709,449		-33.69%
	F. RESTRICTED SALES & GRANTS											
	See Department Operating Budget for Details					145,000		145,000	145,000	145,000		
	TOTAL ALABAMA COOPERATIVE EXTENSION SYSTEM	24,052,847	6,698,728	11,778,731	42,530,306	21,102,270		21,102,270	63,632,576	56,835,350		11.96%

AUBURN UNIVERSITY - ACES

BUDGET OF REVENUE

October 1, 2008-September 30, 2009

	SOURCE OF FUNDING	2008-2009 ESTIMATED REVENUE UNRESTRICTED	2008-2009 ESTIMATED REVENUE RESTRICTED	2008-2009 ESTIMATED REVENUE TOTAL	2007-2008 REVENUE TOTAL	PERCENT CHANGE
ALABAMA COOPERATIVE EXTENSION SYSTEM						
<u>I. CURRENT FUNDS</u>						
<u>A. STATE APPROPRIATIONS</u>		38,348,072		38,348,072	44,607,934	-14.03%
<u>B. FEDERAL APPROPRIATIONS</u>						
Fed Smith-Lever 3b & 3c			6,304,038	6,304,038	6,510,450	
Fed Smith-Lever 3d			1,975,190	1,975,190	1,941,486	
Fed Smith-Lever Other 3d			245,917	245,917	245,917	
Employee Benefits (FSL)			406,730	406,730	457,571	
Total Federal Appropriations			8,931,875	8,931,875	9,155,424	-2.44%
<u>C. COUNTY OPERATIONS</u>						
			2,762,435	2,762,435	2,756,360	0.22%
<u>D. OTHER INCOME</u>						
Sales & Services			145,000	145,000	145,000	
Grants, Contracts, And Agreements			6,818,853	6,818,853	6,967,858	-2.14%
			6,963,853	6,963,853	7,112,858	
TOTAL ALABAMA COOPERATIVE EXTENSION SYSTEM		38,348,072	18,658,163	57,006,235	63,632,576	-10.41%

SUMMARY OF EXPENDITURES

ORG	PROJECT	2008-2009 PERSONNEL COST			2008-2009 TOTAL PERSONNEL COSTS	2008-2009 MAINTENANCE			2008-2009 TOTAL MAINTENANCE COSTS	2008-2009 TOTAL	2007-2008 TOTAL	PERCENT CHANGE
		600	610	620		700	740	800				
		SALARIES	WAGES	EMPLOYEE BENEFITS		OTHER OPER EXPENSES	CAPITAL OUTLAY	TRANSFERS OR OTHERS				
	<u>ALABAMA COOPERATIVE EXTENSION SYSTEM</u> <u>CURRENT UNRESTRICTED FUNDS</u>											
	<u>A. STATE SMITH-LEVER-OFFSET & SUPPLEMENT</u> Fund # 104001 (Base Budget) College of Agriculture											
403006	ACES-Agriculture	70,090		18,574	88,664					88,664	88,313	
403011	ACES Sal-Ag Econ	585,734	15,542	159,338	760,614					760,614	678,887	
403012	ACES Sal-Bio Sys	306,340	27,395	88,440	422,175					422,175	344,712	
403013	ACES Sal-Agron	696,545	21,974	190,407	908,926					908,926	842,986	
403014	ACES Sal-A D Sci	588,066	27,241	163,056	778,363					778,363	763,652	
403015	ACES Sal-Entom	473,953	100,724	152,289	726,966					726,966	721,960	
403016	ACES Sal-Fish	269,626	51,194	80,799	401,619					401,619	503,688	
403017	ACES Sal-Hort	436,011	39,260	125,947	601,218					601,218	543,733	
403018	ACES Sal-P Sci	299,715	36,443	89,082	425,240					425,240	423,605	
404574	ACES Sup - Ag Econ					42,483			42,483	42,483	39,600	
404575	ACES Sup - Ag Eng					23,520			23,520	23,520	16,650	
404576	ACES Sup - Agron					53,949			53,949	53,949	49,425	
404577	ACES Sup - A. D. Sc					50,421			50,421	50,421	51,450	
404578	ACES Sup - Entom					38,808			38,808	38,808	39,600	
404579	ACES Sup - Fisheries					22,123			22,123	22,123	32,550	
404580	ACES Sup - Horticulture					35,721			35,721	35,721	31,950	
404582	ACES Sup - P Science					21,535			21,535	21,535	21,975	
404583	ACES Sup Admin/Agric					16,264			16,264	16,264	16,264	
	Total Base-Agriculture	3,726,080	319,773	1,067,932	5,113,785	304,824			304,824	5,418,609	5,211,000	3.98%
403009	College of Science & Math ACES-Sciences & Math					6,290			6,290	6,290	6,290	
403008	School of Forestry ACES-Forestry	512,107	20,730	141,202	674,039					674,039	765,154	
404584	ACES Sup - Forestry					63,348			63,348	63,348	63,348	
	Total Base-Forestry	512,107	20,730	141,202	674,039	63,348			63,348	737,387	828,502	-11.00%
403007	College of Human Science ACES-Human Sciences	473,217	50,340	137,185	660,742					660,742	658,154	
404588	ACES Sup Adm/Hum Sci	22,290		5,907	28,197	47,902			47,902	76,099	75,987	
	Total Base-Human Sciences	495,507	50,340	143,092	688,939	47,902			47,902	736,841	734,141	0.37%
402502	ACES (General) County CES-Academic	7,484,462		1,983,382	9,467,844					9,467,844	9,845,885	
402503	County CES-Nonacad		2,469,904	654,524	3,124,428					3,124,428	2,978,907	
403002	Admin CES Offset	612,416	28,080	162,290	802,786					802,786	1,041,310	
403003	Clerical-CES	1,338,702	872,484	563,427	2,774,613					2,774,613	2,245,426	
403004	Specialists-CES	607,776		161,060	768,836					768,836	1,605,179	
403005	District-CES	163,926		43,440	207,366					207,366	187,641	
400050	ACES Sup Professional Dev					64,000			64,000	64,000		
403019	AG Crops					63,000			63,000	63,000	63,000	

SUMMARY OF EXPENDITURES

October 1, 2008-September 30,2009

ORG	PROJECT	2008-2009 PERSONNEL COST			2008-2009 TOTAL PERSONNEL COSTS	2008-2009 MAINTENANCE			2008-2009 TOTAL MAINTENANCE COSTS	2008-2009 TOTAL	2007-2008 TOTAL	PERCENT CHANGE
		600	610	620		700	740	800				
		SALARIES	WAGES	EMPLOYEE BENEFITS		OTHER OPER EXPENSES	CAPITAL OUTLAY	TRANSFERS OR OTHERS				
403020	An Sci Forage					95,000			95,000	95,000	95,000	
403021	AG & Rec Pond Mgt					25,000			25,000	25,000	25,000	
403022	Fam & CD					65,000			65,000	65,000	65,000	
403023	Comm Res Dev											
403024	Con Sci & P Fin Mgt					65,000			65,000	65,000	65,000	
403025	Farm Mgt & AG Ent AN					35,000			35,000	35,000	35,000	
403026	Food Saf Prep Prev					75,000			75,000	75,000	75,000	
403027	For WL & Nat Res Mgt					50,000			50,000	50,000	50,000	
403028	Comm Hort					45,000			45,000	45,000	45,000	
403029	Ho Gr Gard&Ho Pest					120,000			120,000	120,000	120,000	
403030	Hum Nut Diet & Health					85,000			85,000	85,000	85,000	
403031	4-H Youth Dev					285,000			285,000	285,000	285,000	
404002	FO Staff Services	267,787		70,963	338,750					338,750	352,368	
404004	Sand Mtn/Blackbelt Initiatives	60,638		16,069	76,707	423,293			423,293	500,000	1,000,000	
404005	Ag Ext Centers	549,925	56,057	160,586	766,568					766,568	1,008,136	
404006	Rural Econ Develop Initiative	208,685		55,302	263,987	1,286,013			1,286,013	1,550,000	2,500,000	
404053	ACES Strategic Initiatives										1,400,000	
404569	ACES-Def Maintenance					95,705			95,705	95,705	95,704	
404570	Staff Services-CES	442,022		117,136	559,158					559,158	584,298	
404571	Support SO					1,497,305			1,497,305	1,497,305	1,260,580	
404572	BCIA-CES	51,755		13,715	65,470	7,350			7,350	72,820	74,016	
404573	Computer Comm Syst					565,000			565,000	565,000	565,000	
404589	ACES Salaries	532,180		141,027	673,207					673,207	2,382,660	
404599	ACES Sup Hum Res					19,800			19,800	19,800	19,800	
404600	ACES Sup Ad Svcs					27,300			27,300	27,300	27,300	
404601	ACES Sup Dir Off					34,608			34,608	34,608	34,607	
404605	Emp Ben CES-SSLS			3,873,006	3,873,006					3,873,006	3,376,447	
404606	ACES Sum Sal Ag Adm											
404607	ACES St Inst Support					526,503			526,503	526,503	526,503	
404608	ACES Budget Reserve					832,392			832,392	832,392	2,500,000	
404610	Staff Services-4-H CES	54,317	149,339	53,969	257,625	10,000			10,000	267,625	255,836	
404621	System Admin Salary	606,769	30,642	168,914	806,325	225,000			225,000	1,031,325	952,400	
	Total Base-General	12,981,360	3,606,506	8,238,810	24,826,676	6,622,269			6,622,269	31,448,945	37,828,000	-16.86%
	TOTAL STATE SMITH-LEVER	17,715,054	3,997,349	9,591,036	31,303,439	7,044,633			7,044,633	38,348,072	44,607,934	-14.03%
	AUXILIARY EXTENSION Fund # 104002											
404611	Ext Conferences-S											
404612	Sales, Pub & Vis-S											
	TOTAL AUX EXTENSION											
	TOTAL CURRENT UNRESTRICTED FUNDS	17,715,054	3,997,349	9,591,036	31,303,439	7,044,633			7,044,633	38,348,072	44,607,934	-14.03%

SUMMARY OF EXPENDITURES

ORG	PROJECT	2008-2009 PERSONNEL COST			2008-2009 TOTAL PERSONNEL COSTS	2008-2009 MAINTENANCE			2008-2009 TOTAL MAINTENANCE COSTS	2008-2009 TOTAL	2007-2008 TOTAL	PERCENT CHANGE
		600 SALARIES	610 WAGES	620 EMPLOYEE BENEFITS		700 OTHER OPER EXPENSES	740 CAPITAL OUTLAY	800 TRANSFERS OR OTHERS				
	CURRENT RESTRICTED FUNDS											
	B. FEDERAL SMITH-LEVER 3B-3C-3D FUNDS											
	Fund # 385002											
401502	County CES-Academic					550,172			550,172	550,172	1,196,000	
401503	County CES-Nonacad		709,236	171,411	880,647	200,000			200,000	1,080,647	1,250,466	
401504	Farm Home 1862					20,720			20,720	20,720	20,720	
401505	Computer Operations					282,000			282,000	282,000	282,000	
401506	CTU ACESAG					15,000			15,000	15,000	15,000	
401509	ACES Sup Hanna					3,300			3,300	3,300	3,300	
401510	ACES Sup EAROD					44,000			44,000	44,000	44,000	
401511	ACES Sup SWARO					42,000			42,000	42,000	42,000	
401512	ACES Sup NAREO					42,000			42,000	42,000	42,000	
401513	ACES Sup PRO DEV										30,000	
401514	County Ces Acad	249,120	7,938	68,121	325,179					325,179	787,748	
402002	Adult Nutri 3D Prof	177,874	91,506	71,386	340,766	52,124			52,124	392,890	441,303	
402003	Adult Nutri 3D Aides		1,154,682	305,991	1,460,673	121,627			121,627	1,582,300	1,500,183	
402004	Cotton Production 3D					145,509			145,509	145,509	145,509	
402008	4-H Rural Development					51,103			51,103	51,103	51,103	
402010	Crop Pest Management					100,408			100,408	100,408	100,408	
402011	Urban 4-H Program					102,207			102,207	102,207	102,207	
402012	Publications Exten					125,000			125,000	125,000	125,000	
402013	ACES Sup ANR Prog					44,000			44,000	44,000	44,000	
402015	Visuals Extension					50,000			50,000	50,000	50,000	
402016	3-C, Title V	15,350		4,068	19,418	32,016			32,016	51,434	51,434	
402018	ACES Sup Comm					96,207			96,207	96,207	96,207	
402021	ACES Sup-Video					25,000			25,000	25,000	25,000	
402022	ACES Sup-HE					18,000			18,000	18,000	18,000	
402024	ACES Sup-CTU		55,770		55,770	53,203			53,203	108,973	108,973	
402025	ACES Sup 4H Ctr					22,000			22,000	22,000	22,000	
402054	ACES Multi State	662,794		175,641	838,435					838,435		
402055	ACES Rural Progrm Supprt					52,500			52,500	52,500	52,500	
402059	Emp Benefits CES-FSL			406,730	406,730					406,730	457,571	
402060	ACES Multi-State/Integrated	1,511,370		400,513	1,911,883					1,911,883	1,489,148	
402061	ACES Integrated	318,006		84,272	402,278					402,278	561,645	
	TOTAL FEDERAL SMITH-LEVER	2,934,514	2,019,132	1,688,133	6,641,779	2,290,096			2,290,096	8,931,875	9,155,424	-2.44%
	C. COUNTY OPERATIONS											
	Fund # 385XXX											
437001	Autauga County	6,802		1,803	8,605	38,895			38,895	47,500	45,000	
437002	Baldwin County	12,949	22,174	9,308	44,431	9,653			9,653	54,084	54,844	
437003	Barbour County	6,099		1,616	7,715					7,715	7,685	
437004	Bibb County	6,799		1,802	8,601	2,399			2,399	11,000	11,000	
437005	Blount County	6,800	25,837	8,649	41,286					41,286	40,677	
437006	Bullock County	6,802		1,803	8,605	20,395			20,395	29,000	25,000	
437007	Butler County	6,801		1,803	8,604	12,391			12,391	20,995	20,995	

SUMMARY OF EXPENDITURES

ORG	PROJECT	2008-2009 PERSONNEL COST			2008-2009 TOTAL PERSONNEL COSTS	2008-2009 MAINTENANCE			2008-2009 TOTAL MAINTENANCE COSTS	2008-2009 TOTAL	2007-2008 TOTAL	PERCENT CHANGE
		600	610	620		700	740	800				
		SALARIES	WAGES	EMPLOYEE BENEFITS		OTHER OPER EXPENSES	CAPITAL OUTLAY	TRANSFERS OR OTHERS				
437008	Calhoun County	46,352		12,283	58,635	11,365			11,365	70,000	70,815	
437009	Chambers County	6,803		1,803	8,606	6,894			6,894	15,500	22,500	
437010	Cherokee County	6,101		1,617	7,718	28,282			28,282	36,000	30,000	
437011	Chilton County	25,803		6,838	32,641	5,579			5,579	38,220	56,452	
437012	Choctaw County	6,802		1,803	8,605	9,895			9,895	18,500	18,500	
437013	Clarke County	6,799		1,802	8,601	6,399			6,399	15,000	20,000	
437014	Clay County	6,101		1,617	7,718					7,718	7,687	
437015	Cleburne County	6,803		1,803	8,606	4,284			4,284	12,890	12,890	
437016	Coffee County	6,102	30,204	9,621	45,927	15,016			15,016	60,943	58,528	
437017	Colbert County	46,159		12,232	58,391	18,784			18,784	77,175	92,600	
437018	Conecuh County	6,101		1,617	7,718	12,282			12,282	20,000	42,595	
437019	Coosa County	6,099		1,616	7,715	3,685			3,685	11,400	10,390	
437020	Covington County	6,800	24,221	8,220	39,241					39,241	39,086	
437021	Crenshaw County	6,101		1,617	7,718	14,782			14,782	22,500	17,500	
437022	Cullman County	12,949	35,785	12,914	61,648					61,648	52,500	
437023	Dale County	6,795	13,605	5,406	25,806	1,194			1,194	27,000	27,000	
437024	Dallas County	6,801		1,802	8,603	9,397			9,397	18,000	18,000	
437025	Dekalb County	6,798	21,944	7,616	36,358					36,358	24,000	
437026	Elmore County	50,986		13,511	64,497					64,497	92,128	
437027	Escambia County	100,151	23,920	32,878	156,949					156,949	126,190	
437028	Etowah County	12,950		3,432	16,382	25,618			25,618	42,000	41,280	
437029	Fayette County	6,101		1,617	7,718	9,082			9,082	16,800	15,000	
437030	Franklin County	6,801	23,858	8,125	38,784	9,716			9,716	48,500	38,627	
437031	Geneva County	6,101		1,617	7,718	5,782			5,782	13,500	13,500	
437032	Greene County	6,803		1,803	8,606					8,606	8,565	
437033	Hale County	6,803		1,803	8,606					8,606	8,571	
437034	Henry County	6,798		1,801	8,599	23,901			23,901	32,500	32,289	
437035	Houston County	57,176		15,152	72,328	16,172			16,172	88,500	88,500	
437036	Jackson County	6,801	16,458	6,164	29,423	1,577			1,577	31,000	30,000	
437037	Jefferson County	111,290	26,361	36,478	174,129					174,129	199,156	
437038	Lamar County	6,101		1,617	7,718	282			282	8,000	8,000	
437039	Lauderdale County	12,958	42,302	14,644	69,904	22,132			22,132	92,036	101,391	
437040	Lawrence County	6,798	16,871	6,272	29,941	2,743			2,743	32,684	36,909	
437041	Lee County	56,013	25,356	21,563	102,932					102,932	101,170	
437042	Limestone County	6,101	23,689	7,894	37,684	2,316			2,316	40,000	40,000	
437043	Lowndes County	6,802	10,192	4,504	21,498	10,502			10,502	32,000	29,332	
437044	Macon County	6,101		1,617	7,718	7,282			7,282	15,000	15,000	
437045	Madison County	30,601	18,575	13,031	62,207	3,293			3,293	65,500	61,962	
437046	Marengo County	6,800		1,802	8,602	11,398			11,398	20,000	20,000	
437047	Marion County	6,102	17,659	6,296	30,057					30,057	34,300	
437048	Marshall County	12,949		3,432	16,381	13,479			13,479	29,860	31,280	
437049	Mobile County	30,602	82,598	29,998	143,198					143,198	142,632	
437050	Monroe County	6,801		1,802	8,603	107,019			107,019	115,622	69,717	
437051	Montgomery County	19,749	24,680	11,774	56,203	23,682			23,682	79,885	83,519	
437052	Morgan County	14,345	11,248	6,782	32,375	17,625			17,625	50,000	65,000	
437053	Perry County	6,799		1,802	8,601	1,399			1,399	10,000	10,000	
437054	Pickens County	6,102		1,617	7,719	8,421			8,421	16,140	16,140	
437055	Pike County	6,098		1,616	7,714	19,786			19,786	27,500	12,000	
437056	Randolph County	6,098		1,616	7,714	19,786			19,786	27,500	27,218	
437057	Russell County	6,800	24,002	8,163	38,965	16,635			16,635	55,600	48,220	
437058	Shelby County	14,350	13,759	7,448	35,557	14,443			14,443	50,000	50,000	

SUMMARY OF EXPENDITURES

October 1, 2008-September 30,2009

ORG	PROJECT	2008-2009 PERSONNEL COST			2008-2009 TOTAL PERSONNEL COSTS	2008-2009 MAINTENANCE			2008-2009 TOTAL MAINTENANCE COSTS	2008-2009 TOTAL	2007-2008 TOTAL	PERCENT CHANGE
		600	610	620		700	740	800				
		SALARIES	WAGES	EMPLOYEE BENEFITS		OTHER OPER EXPENSES	CAPITAL OUTLAY	TRANSFERS OR OTHERS				
437059	St. Clair County	6,800	24,832	8,383	40,015					40,015	39,857	
437060	Sumter County	6,797		1,801	8,598	5,546			5,546	14,144	14,144	
437061	Talladega County	12,952		3,432	16,384	816			816	17,200	17,200	
437062	Tallapoosa County	6,803		1,803	8,606					8,606	18,500	
437063	Tuscaloosa County	51,751		13,714	65,465	5,135			5,135	70,600	70,600	
437064	Walker County	38,520		10,208	48,728					48,728	38,378	
437065	Washington County	6,101		1,617	7,718	282			282	8,000	8,000	
437066	Wilcox County	6,799		1,802	8,601	10,049			10,049	18,650	18,044	
437067	Winston County	6,101		1,617	7,718					7,718	7,800	
	TOTAL COUNTY OPERATIONS	1,071,776	600,130	443,059	2,114,965	647,470			647,470	2,762,435	2,756,360	0.22%
	D. RESTRICTED NON-FEDERAL CONTRACTS & GRANTS											
	403501											
	See Department Operating Budget for Details	100,222		26,480	126,702	4,473,917			4,473,917	4,600,619	3,845,008	19.65%
	E. AUXILIARY EXTENSION OTHER FEDERAL FUNDS											
	400501											
	See Department Operating Budget for Details	758,612		194,192	952,804	1,265,430			1,265,430	2,218,234	3,122,850	-28.97%
	F. RESTRICTED SALES & GRANTS											
	See Department Operating Budget for Details					145,000			145,000	145,000	145,000	
	TOTAL ALABAMA COOPERATIVE EXTENSION SYSTEM	22,580,178	6,616,611	11,942,900	41,139,689	15,866,546			15,866,546	57,006,235	63,632,576	-10.41%

AUBURN UNIVERSITY - ACES

BUDGET OF REVENUE

October 1, 2009-September 30, 2010

SOURCE OF FUNDING	2009-2010 ESTIMATED REVENUE UNRESTRICTED	2009-2010 ESTIMATED REVENUE RESTRICTED	2009-2010 ESTIMATED REVENUE TOTAL	2008-2009 REVENUE TOTAL	PERCENT CHANGE
ALABAMA COOPERATIVE EXTENSION SYSTEM					
<u>I. CURRENT FUNDS</u>					
<u>A. STATE APPROPRIATIONS</u>	34,373,691		34,373,691	38,348,072	-10.36%
<u>B. FEDERAL APPROPRIATIONS</u>					
Fed Smith-Lever 3b & 3c		6,667,901	6,667,901	6,304,038	
Fed Smith-Lever 3d		1,967,213	1,967,213	1,975,190	
Fed Smith-Lever Other 3d				245,917	
Employee Benefits (FSL)		420,546	420,546	406,730	
Total Federal Appropriations		9,055,660	9,055,660	8,931,875	1.39%
<u>C. COUNTY OPERATIONS</u>					
		2,630,164	2,630,164	2,762,435	-4.79%
<u>D. OTHER INCOME</u>					
Sales & Services		145,000	145,000	145,000	
Grants, Contracts, And Agreements		7,559,203	7,559,203	6,818,853	
		7,704,203	7,704,203	6,963,853	10.63%
<u>E. AMERICAN RECOVERY & REINVESTMENT ACT (ARRA) STATE FISCAL STABILIZATION FUNDS (SFSF)</u>					
		3,625,026	3,625,026		
TOTAL ALABAMA COOPERATIVE EXTENSION SYSTEM	34,373,691	23,015,053	57,388,744	57,006,235	0.67%

SUMMARY OF EXPENDITURES

October 1, 2009-September 30,2010

ORG	PROJECT	2009-2010 PERSONNEL COST			2009-2010 TOTAL PERSONNEL COSTS	2009-2010 MAINTENANCE			2009-2010 TOTAL MAINTENANCE COSTS	2009-2010 TOTAL	2008-2009 TOTAL	PERCENT CHANGE
		600	610	620		700	740	800				
		SALARIES	WAGES	EMPLOYEE BENEFITS		OTHER OPER EXPENSES	CAPITAL OUTLAY	TRANSFERS OR OTHERS				
	<u>ALABAMA COOPERATIVE EXTENSION SYSTEM</u> <u>CURRENT UNRESTRICTED FUNDS</u>											
	<u>A. STATE SMITH-LEVER-OFFSET & SUPPLEMENT</u> Fund # 104001 (Base Budget)											
	College of Agriculture											
403006	ACES-Agriculture	88,153		25,123	113,276					113,276	88,665	
403011	ACES Sal-Ag Econ	585,734	15,544	171,364	772,642					772,642	760,614	
403012	ACES Sal-Bio Sys	281,612	27,395	88,067	397,074					397,074	422,175	
403013	ACES Sal-Agron	637,958	21,974	188,081	848,013					848,013	908,926	
403014	ACES Sal-A D Sci	496,267	26,067	148,865	671,199					671,199	778,363	
403015	ACES Sal-Entom	474,355	100,724	163,898	738,977					738,977	726,966	
403016	ACES Sal-Fish	344,256	58,078	110,129	512,463					512,463	401,619	
403017	ACES Sal-Hort	436,011	39,260	135,452	610,723					610,723	601,218	
403018	ACES Sal-P Sci	299,715	27,910	93,373	420,998					420,998	425,240	
404574	ACES Sup - Ag Econ					38,235			38,235	38,235	42,484	
404575	ACES Sup - Ag Eng					17,662			17,662	17,662	23,520	
404576	ACES Sup - Agron					47,893			47,893	47,893	53,949	
404577	ACES Sup - A. D. Sc					38,764			38,764	38,764	50,421	
404578	ACES Sup - Entom					34,927			34,927	34,927	38,808	
404579	ACES Sup - Fisheries					27,849			27,849	27,849	22,123	
404580	ACES Sup - Horticulture					32,149			32,149	32,149	35,721	
404582	ACES Sup - P Science					19,382			19,382	19,382	21,535	
404583	ACES Sup Admin/Agric					14,638			14,638	14,638	16,264	
	Total Base-Agriculture	3,644,061	316,952	1,124,352	5,085,365	271,499			271,499	5,356,864	5,418,611	-1.14%
403009	College of Science & Math ACES-Sciences & Math					5,661			5,661	5,661	6,290	-10.00%
403008	School of Forestry ACES-Forestry	509,851	26,737	152,928	689,516					689,516	674,039	
404584	ACES Sup - Forestry					57,013			57,013	57,013	63,348	
	Total Base-Forestry	509,851	26,737	152,928	689,516	57,013			57,013	746,529	737,387	1.24%
403007	College of Human Science ACES-Human Sciences	473,217	50,340	147,539	671,096					671,096	660,742	
404588	ACES Sup Adm/Hum Sci	22,290		6,353	28,643	43,112			43,112	71,755	76,099	
	Total Base-Human Sciences	495,507	50,340	153,892	699,739	43,112			43,112	742,851	736,841	0.82%
402502	ACES (General) County CES-Academic	6,150,505		1,752,894	7,903,399					7,903,399	9,467,844	
402503	County CES-Nonacad		3,114,322	885,358	3,999,680					3,999,680	3,124,428	
403002	Admin CES Offset	575,988	34,840	164,157	774,985					774,985	802,786	
403003	Clerical-CES	1,362,604	815,118	607,609	2,785,331					2,785,331	2,774,613	
403004	Specialists-CES	746,397		212,723	959,120					959,120	768,836	
403005	District-CES	163,926		46,719	210,645					210,645	207,366	
400050	ACES Sup Professional Dev					57,600			57,600	57,600	64,000	
403019	AG Crops					78,615			78,615	78,615	63,000	

SUMMARY OF EXPENDITURES

October 1, 2009-September 30,2010

ORG	PROJECT	2009-2010 PERSONNEL COST			2009-2010 TOTAL PERSONNEL COSTS	2009-2010 MAINTENANCE			2009-2010 TOTAL MAINTENANCE COSTS	2009-2010 TOTAL	2008-2009 TOTAL	PERCENT CHANGE
		600	610	620		700	740	800				
		SALARIES	WAGES	EMPLOYEE BENEFITS		OTHER OPER EXPENSES	CAPITAL OUTLAY	TRANSFERS OR OTHERS				
403020	An Sci Forage					87,727			87,727	87,727	95,000	
403021	AG & Rec Pond Mgt					22,275			22,275	22,275	25,000	
403022	Fam & CD					58,500			58,500	58,500	65,000	
403023	Comm Res Dev											
403024	Con Sci & P Fin Mgt					58,500			58,500	58,500	65,000	
403025	Farm Mgt & AG Ent AN					33,750			33,750	33,750	35,000	
403026	Food Saf Prep Prev					67,500			67,500	67,500	75,000	
403027	For WL & Nat Res Mgt					75,105			75,105	75,105	50,000	
403028	Comm Hort					61,785			61,785	61,785	45,000	
403029	Ho Gr Gard&Ho Pest					88,515			88,515	88,515	120,000	
403030	Hum Nut Diet & Health					76,500			76,500	76,500	85,000	
403031	4-H Youth Dev					279,000			279,000	279,000	285,000	
404002	FO Staff Services	222,432		63,393	285,825					285,825	338,750	
404004	Sand Mtn/Blackbelt Initiatives										500,000	
404005	Ag Ext Centers	704,410	42,226	212,791	959,427					959,427	766,568	
404006	Rural Econ Develop Initiative	247,261		70,469	317,730	1,577,270			1,577,270	1,895,000	1,550,000	
404053	ACES Strategic Initiatives											
404569	ACES-Def Maintenance										95,704	
404570	Staff Services-CES	471,213		134,296	605,509					605,509	559,158	
404571	Support SO					500,000			500,000	500,000	1,497,305	
404572	BCIA-CES	51,755		14,750	66,505	6,615			6,615	73,120	72,820	
404573	Computer Comm Syst					508,500			508,500	508,500	565,000	
404589	ACES Salaries										673,207	
404599	ACES Sup Hum Res					17,820			17,820	17,820	19,800	
404600	ACES Sup Ad Svcs					24,570			24,570	24,570	27,300	
404601	ACES Sup Dir Off					31,147			31,147	31,147	34,607	
404605	Emp Ben CES-SSLS			3,449,435	3,449,435					3,449,435	3,873,006	
404606	ACES Sum Sal Ag Adm											
404607	ACES St Inst Support					526,503			526,503	526,503	526,503	
404608	ACES Budget Reserve										832,392	
404610	Staff Services-4-H CES	54,317	145,673	56,997	256,987					256,987	267,625	
404621	System Admin Salary	521,429	30,642	157,340	709,411					709,411	1,031,325	
	Total Base-General	11,272,237	4,182,821	7,828,931	23,283,989	4,237,797			4,237,797	27,521,786	31,448,943	-12.49%
	TOTAL STATE SMITH-LEVER	15,921,656	4,576,850	9,260,103	29,758,609	4,615,082			4,615,082	34,373,691	38,348,072	-10.36%
	<u>AUXILIARY EXTENSION</u> Fund # 104002											
404611	Ext Conferences-S											
404612	Sales, Pub & Vis-S											
	TOTAL AUX EXTENSION											
	TOTAL CURRENT UNRESTRICTED FUNDS	15,921,656	4,576,850	9,260,103	29,758,609	4,615,082			4,615,082	34,373,691	38,348,072	-10.36%

SUMMARY OF EXPENDITURES

October 1, 2009-September 30,2010

ORG	PROJECT	2009-2010 PERSONNEL COST			2009-2010 TOTAL PERSONNEL COSTS	2009-2010 MAINTENANCE			2009-2010 TOTAL MAINTENANCE COSTS	2009-2010 TOTAL	2008-2009 TOTAL	PERCENT CHANGE
		600	610	620		700	740	800				
		SALARIES	WAGES	EMPLOYEE BENEFITS		OTHER OPER EXPENSES	CAPITAL OUTLAY	TRANSFERS OR OTHERS				
	CURRENT RESTRICTED FUNDS											
	B. FEDERAL SMITH-LEVER 3B-3C-3D FUNDS											
	Fund # 385002											
401502	County CES-Academic					721,316			721,316	721,316	550,172	
401503	County CES-Nonacad					400,000			400,000	400,000	1,080,647	
401504	Farm Home 1862										20,720	
401505	Computer Operations					253,800			253,800	253,800	282,000	
401506	CTU ACESAG					13,500			13,500	13,500	15,000	
401509	ACES Sup Hanna					2,970			2,970	2,970	3,300	
401510	ACES Sup EAROD					39,600			39,600	39,600	44,000	
401511	ACES Sup SWARO					37,800			37,800	37,800	42,000	
401512	ACES Sup NAREO					37,800			37,800	37,800	42,000	
401513	ACES Sup PRO DEV					37,800			37,800	37,800	42,000	
401514	County Ces Acad	1,166,195		332,366	1,498,561					1,498,561	325,179	
402002	Adult Nutri 3D Prof	225,912	109,393	95,562	430,867	37,832			37,832	468,699	392,890	
402003	Adult Nutri 3D Aides		1,121,996	319,769	1,441,765	56,749			56,749	1,498,514	1,582,300	
402004	Cotton Production 3D										145,509	
402008	4-H Rural Development										51,103	
402010	Crop Pest Management										100,408	
402011	Urban 4-H Program										102,207	
402012	Publications Exten					112,500			112,500	112,500	125,000	
402013	ACES Sup ANR Prog					72,000			72,000	72,000	44,000	
402015	Visuals Extension					45,000			45,000	45,000	50,000	
402016	3-C, Title V										51,434	
402018	ACES Sup Comm					86,587			86,587	86,587	96,207	
402021	ACES Sup-Video					22,500			22,500	22,500	25,000	
402022	ACES Sup-HE					16,200			16,200	16,200	18,000	
402024	ACES Sup-CTU		47,970		47,970	55,683			55,683	103,653	108,973	
402025	ACES Sup 4H Ctr					19,800			19,800	19,800	22,000	
402054	ACES Multi State										838,435	
402055	ACES Rural Progrm Supprt					47,250			47,250	47,250	52,500	
402059	Emp Benefits CES-FSL			420,546	420,546					420,546	406,730	
402060	ACES Multi-State/Integrated	2,441,295		695,769	3,137,064					3,137,064	1,911,883	
402061	ACES Integrated										402,278	
	TOTAL FEDERAL SMITH-LEVER	3,833,402	1,279,359	1,864,012	6,976,773	2,078,887			2,078,887	9,055,660	8,931,875	1.39%
	C. COUNTY OPERATIONS											
	Fund # 385XXX											
437001	Autauga County	6,802		1,939	8,741	38,759			38,759	47,500	47,500	
437002	Baldwin County	12,949	21,060	9,693	43,702	7,678			7,678	51,380	54,084	
437003	Barbour County	6,099		1,738	7,837					7,837	7,715	
437004	Bibb County					11,000			11,000	11,000	11,000	
437005	Blount County	6,800	15,502	6,356	28,658	7,792			7,792	36,450	41,286	
437006	Bullock County	6,802		1,939	8,741	16,559			16,559	25,300	29,000	
437007	Butler County	6,801		1,938	8,739	12,256			12,256	20,995	20,995	

SUMMARY OF EXPENDITURES

October 1, 2009-September 30, 2010

ORG	PROJECT	2009-2010 PERSONNEL COST			2009-2010 TOTAL PERSONNEL COSTS	2009-2010 MAINTENANCE			2009-2010 TOTAL MAINTENANCE COSTS	2009-2010 TOTAL	2008-2009 TOTAL	PERCENT CHANGE
		600	610	620		700	740	800				
		SALARIES	WAGES	EMPLOYEE BENEFITS		OTHER OPER EXPENSES	CAPITAL OUTLAY	TRANSFERS OR OTHERS				
437008	Calhoun County	46,352		13,210	59,562	10,438			10,438	70,000	70,000	
437009	Chambers County	6,803		1,939	8,742	7,258			7,258	16,000	15,500	
437010	Cherokee County	6,101		1,739	7,840	36,160			36,160	44,000	36,000	
437011	Chilton County	6,803		1,939	8,742	26,782			26,782	35,524	38,220	
437012	Choctaw County	6,802		1,939	8,741	9,759			9,759	18,500	18,500	
437013	Clarke County	6,799		1,938	8,737	6,263			6,263	15,000	15,000	
437014	Clay County	6,101		1,739	7,840					7,840	7,718	
437015	Cleburne County	6,803		1,939	8,742	1,258			1,258	10,000	12,890	
437016	Coffee County	6,103	30,204	10,347	46,654	15,790			15,790	62,444	60,943	
437017	Colbert County	40,302		11,486	51,788	25,387			25,387	77,175	77,175	
437018	Conecuh County	6,101		1,739	7,840	12,160			12,160	20,000	20,000	
437019	Coosa County	6,099		1,738	7,837	3,863			3,863	11,700	11,400	
437020	Covington County	6,800	22,880	8,459	38,139	1,961			1,961	40,100	39,241	
437021	Crenshaw County	6,101		1,739	7,840	7,160			7,160	15,000	22,500	
437022	Cullman County	12,950	35,784	13,889	62,623					62,623	61,648	
437023	Dale County	6,795	13,605	5,814	26,214	786			786	27,000	27,000	
437024	Dallas County	6,801		1,938	8,739	7,461			7,461	16,200	18,000	
437025	Dekalb County	6,798	21,944	8,191	36,933					36,933	36,358	
437026	Elmore County	50,986		14,531	65,517	3,983			3,983	69,500	64,497	
437027	Escambia County	74,466		21,223	95,689					95,689	156,949	
437028	Etowah County	12,950		3,691	16,641	25,359			25,359	42,000	42,000	
437029	Fayette County	6,101		1,739	7,840	8,960			8,960	16,800	16,800	
437030	Franklin County	6,801	11,929	5,338	24,068	20,932			20,932	45,000	48,500	
437031	Geneva County	6,101		1,739	7,840	5,660			5,660	13,500	13,500	
437032	Greene County	6,803		1,939	8,742	258			258	9,000	8,606	
437033	Hale County	6,803		1,939	8,742					8,742	8,606	
437034	Henry County	6,798		1,937	8,735	23,765			23,765	32,500	32,500	
437035	Houston County	57,176		16,295	73,471	6,529			6,529	80,000	88,500	
437036	Jackson County	6,801	16,458	6,629	29,888	1,112			1,112	31,000	31,000	
437037	Jefferson County	111,290	27,679	39,606	178,575					178,575	174,129	
437038	Lamar County	6,101		1,739	7,840	160			160	8,000	8,000	
437039	Lauderdale County	12,958	42,302	15,749	71,009	21,027			21,027	92,036	92,036	
437040	Lawrence County	6,798	16,871	6,746	30,415	2,269			2,269	32,684	32,684	
437041	Lee County	35,181	25,859	17,396	78,436					78,436	102,932	
437042	Limestone County	6,101	24,873	8,828	39,802	198			198	40,000	40,000	
437043	Lowndes County	6,803	10,192	4,843	21,838	10,162			10,162	32,000	32,000	
437044	Macon County	6,101		1,739	7,840	7,160			7,160	15,000	15,000	
437045	Madison County	30,601	16,458	13,412	60,471	1,055			1,055	61,526	65,500	
437046	Marengo County	6,800		1,938	8,738	11,262			11,262	20,000	20,000	
437047	Marion County	6,102	17,659	6,772	30,533					30,533	30,057	
437048	Marshall County	12,949		3,690	16,639	13,221			13,221	29,860	29,860	
437049	Mobile County	30,602	83,748	32,590	146,940					146,940	143,198	
437050	Monroe County	6,801	21,944	8,192	36,937	78,685			78,685	115,622	115,622	
437051	Montgomery County	54,749		15,603	70,352	13,167			13,167	83,519	79,885	
437052	Morgan County	14,345	11,248	7,294	32,887	17,113			17,113	50,000	50,000	
437053	Perry County	6,799		1,938	8,737	4,263			4,263	13,000	10,000	
437054	Pickens County	6,102		1,739	7,841	8,299			8,299	16,140	16,140	
437055	Pike County	6,098		1,738	7,836	29,164			29,164	37,000	27,500	
437056	Randolph County	6,098		1,738	7,836	19,664			19,664	27,500	27,500	
437057	Russell County	6,800	24,002	8,779	39,581	17,019			17,019	56,600	55,600	
437058	Shelby County										50,000	

BUDGET INFORMATION - Non-Construction Programs

OMB Approval No. 0348-0044

SECTION A - BUDGET SUMMARY

Grant Program Function or Activity (a)	Catalog of Federal Domestic Assistance Number (b)	Estimated Unobligated Funds		New or Revised Budget		
		Federal (c)	Non-Federal (d)	Federal (e)	Non-Federal (f)	Total (g)
1.		\$	\$	\$	\$	\$
2.						
3.						
4.						
5. Totals		\$	\$	\$	\$	\$

SECTION B - BUDGET CATEGORIES

6. Object Class Categories	GRANT PROGRAM, FUNCTION OR ACTIVITY				Total (5)
	(1)	(2)	(3)	(4)	
a. Personnel	\$	\$	\$	\$	\$
b. Fringe Benefits					
c. Travel					
d. Equipment					
e. Supplies					
f. Contractual					
g. Construction					
h. Other					
i. Total Direct Charges (sum of 6a-6h)					
j. Indirect Charges					
k. TOTALS (sum of 6i and 6j)	\$	\$	\$	\$	\$

7. Program Income	\$	\$	\$	\$	\$
-------------------	----	----	----	----	----

Authorized for Local Reproduction

SECTION C - NON-FEDERAL RESOURCES

(a) Grant Program	(b) Applicant	(c) State	(d) Other Sources	(e) TOTALS
8.	\$	\$	\$	\$
9.				
10.				
11.				
12. TOTAL (sum of lines 8-11)	\$	\$	\$	\$

SECTION D - FORECASTED CASH NEEDS

	Total for 1st Year	1st Quarter	2nd Quarter	3rd Quarter	4th Quarter
13. Federal	\$	\$	\$	\$	\$
14. Non-Federal					
15. TOTAL (sum of lines 13 and 14)	\$	\$	\$	\$	\$

SECTION E - BUDGET ESTIMATES OF FEDERAL FUNDS NEEDED FOR BALANCE OF THE PROJECT

(a) Grant Program	FUTURE FUNDING PERIODS (Years)			
	(b) First	(c) Second	(d) Third	(e) Fourth
16.	\$	\$	\$	\$
17.				
18.				
19.				
20. TOTAL (sum of lines 16-19)	\$	\$	\$	\$

SECTION F - OTHER BUDGET INFORMATION

21. Direct Charges:	22. Indirect Charges:
23. Remarks:	

INSTRUCTIONS FOR THE SF-424A

Public reporting burden for this collection of information is estimated to average 180 minutes per response, including time for reviewing instructions, searching existing data sources, gathering and maintaining the data needed, and completing and reviewing the collection of information. Send comments regarding the burden estimate or any other aspect of this collection of information, including suggestions for reducing this burden, to the Office of Management and Budget, Paperwork Reduction Project (0348-0044), Washington, DC 20503.

PLEASE DO NOT RETURN YOUR COMPLETED FORM TO THE OFFICE OF MANAGEMENT AND BUDGET. SEND IT TO THE ADDRESS PROVIDED BY THE SPONSORING AGENCY.

General Instructions

This form is designed so that application can be made for funds from one or more grant programs. In preparing the budget, adhere to any existing Federal grantor agency guidelines which prescribe how and whether budgeted amounts should be separately shown for different functions or activities within the program. For some programs, grantor agencies may require budgets to be separately shown by function or activity. For other programs, grantor agencies may require a breakdown by function or activity. Sections A, B, C, and D should include budget estimates for the whole project except when applying for assistance which requires Federal authorization in annual or other funding period increments. In the latter case, Sections A, B, C, and D should provide the budget for the first budget period (usually a year) and Section E should present the need for Federal assistance in the subsequent budget periods. All applications should contain a breakdown by the object class categories shown in Lines a-k of Section B.

Section A. Budget Summary Lines 1-4 Columns (a) and (b)

For applications pertaining to a *single* Federal grant program (Federal Domestic Assistance Catalog number) and *not requiring* a functional or activity breakdown, enter on Line 1 under Column (a) the Catalog program title and the Catalog number in Column (b).

For applications pertaining to a *single* program *requiring* budget amounts by multiple functions or activities, enter the name of each activity or function on each line in Column (a), and enter the Catalog number in Column (b). For applications pertaining to multiple programs where none of the programs require a breakdown by function or activity, enter the Catalog program title on each line in *Column* (a) and the respective Catalog number on each line in Column (b).

For applications pertaining to *multiple* programs where one or more programs *require* a breakdown by function or activity, prepare a separate sheet for each program requiring the breakdown. Additional sheets should be used when one form does not provide adequate space for all breakdown of data required. However, when more than one sheet is used, the first page should provide the summary totals by programs.

Lines 1-4, Columns (c) through (g)

For new applications, leave Column (c) and (d) blank. For each line entry in Columns (a) and (b), enter in Columns (e), (f), and (g) the appropriate amounts of funds needed to support the project for the first funding period (usually a year).

For continuing grant program applications, submit these forms before the end of each funding period as required by the grantor agency. Enter in Columns (c) and (d) the estimated amounts of funds which will remain unobligated at the end of the grant funding period only if the Federal grantor agency instructions provide for this. Otherwise, leave these columns blank. Enter in columns (e) and (f) the amounts of funds needed for the upcoming period. The amount(s) in Column (g) should be the sum of amounts in Columns (e) and (f).

For supplemental grants and changes to existing grants, do not use Columns (c) and (d). Enter in Column (e) the amount of the increase or decrease of Federal funds and enter in Column (f) the amount of the increase or decrease of non-Federal funds. In Column (g) enter the new total budgeted amount (Federal and non-Federal) which includes the total previous authorized budgeted amounts plus or minus, as appropriate, the amounts shown in Columns (e) and (f). The amount(s) in Column (g) should not equal the sum of amounts in Columns (e) and (f).

Line 5 - Show the totals for all columns used.

Section B Budget Categories

In the column headings (1) through (4), enter the titles of the same programs, functions, and activities shown on Lines 1-4, Column (a), Section A. When additional sheets are prepared for Section A, provide similar column headings on each sheet. For each program, function or activity, fill in the total requirements for funds (both Federal and non-Federal) by object class categories.

Line 6a-i - Show the totals of Lines 6a to 6h in each column.

Line 6j - Show the amount of indirect cost.

Line 6k - Enter the total of amounts on Lines 6i and 6j. For all applications for new grants and continuation grants the total amount in column (5), Line 6k, should be the same as the total amount shown in Section A, Column (g), Line 5. For supplemental grants and changes to grants, the total amount of the increase or decrease as shown in Columns (1)-(4), Line 6k should be the same as the sum of the amounts in Section A, Columns (e) and (f) on Line 5.

Line 7 - Enter the estimated amount of income, if any, expected to be generated from this project. Do not add or subtract this amount from the total project amount, Show under the program

INSTRUCTIONS FOR THE SF-424A (continued)

narrative statement the nature and source of income. The estimated amount of program income may be considered by the Federal grantor agency in determining the total amount of the grant.

Section C. Non-Federal Resources

Lines 8-11 Enter amounts of non-Federal resources that will be used on the grant. If in-kind contributions are included, provide a brief explanation on a separate sheet.

Column (a) - Enter the program titles identical to Column (a), Section A. A breakdown by function or activity is not necessary.

Column (b) - Enter the contribution to be made by the applicant.

Column (c) - Enter the amount of the State's cash and in-kind contribution if the applicant is not a State or State agency. Applicants which are a State or State agencies should leave this column blank.

Column (d) - Enter the amount of cash and in-kind contributions to be made from all other sources.

Column (e) - Enter totals of Columns (b), (c), and (d).

Line 12 - Enter the total for each of Columns (b)-(e). The amount in Column (e) should be equal to the amount on Line 5, Column (f), Section A.

Section D. Forecasted Cash Needs

Line 13 - Enter the amount of cash needed by quarter from the grantor agency during the first year.

Line 14 - Enter the amount of cash from all other sources needed by quarter during the first year.

Line 15 - Enter the totals of amounts on Lines 13 and 14.

Section E. Budget Estimates of Federal Funds Needed for Balance of the Project

Lines 16-19 - Enter in Column (a) the same grant program titles shown in Column (a), Section A. A breakdown by function or activity is not necessary. For new applications and continuation grant applications, enter in the proper columns amounts of Federal funds which will be needed to complete the program or project over the succeeding funding periods (usually in years). This section need not be completed for revisions (amendments, changes, or supplements) to funds for the current year of existing grants.

If more than four lines are needed to list the program titles, submit additional schedules as necessary.

Line 20 - Enter the total for each of the Columns (b)-(e). When additional schedules are prepared for this Section, annotate accordingly and show the overall totals on this line.

Section F. Other Budget Information

Line 21 - Use this space to explain amounts for individual direct object class cost categories that may appear to be out of the ordinary or to explain the details as required by the Federal grantor agency.

Line 22 - Enter the type of indirect rate (provisional, predetermined, final or fixed) that will be in effect during the funding period, the estimated amount of the base to which the rate is applied, and the total indirect expense.


Line 23 - Provide any other explanations or comments deemed necessary.

U.S. Department of Commerce
Broadband Technology Opportunities Program
Authentication and Certifications

1. I certify that I am the duly Authorized Organization Representative (AOR) of the applicant organization, and that I have been authorized to submit the attached application on its behalf.
2. I certify that I have examined this application, that all of the information and responses in this application, including certifications, and forms submitted, all of which are part of this grant application, are material representations of fact and true and correct to the best of my knowledge, that the entity(ies) that is requesting grant funding pursuant to this application and any subgrantees and subcontractors will comply with the terms, conditions, purposes, and federal requirements of the grant program; that no kickbacks were paid to anyone; and that a false, fictitious, or fraudulent statements or claims on this application are grounds for denial or termination of a grant award, and/or possible punishment by a fine or imprisonment as provided in 18 U.S.C. §1001 and civil violations of the False Claims Act.
3. I certify that the entity(ies) I represent has and will comply with all applicable federal, state, and local laws, rules, regulations, ordinances, codes, orders and programmatic rules and requirements relating to the project. I acknowledge that failure to do so may result in rejection or deobligation of the grant or loan award. I acknowledge that failure to comply with all federal and program rules could result in civil or criminal prosecution by the appropriate law enforcement authorities.
4. I certify that the entity(ies) I represent has and will comply with all applicable administrative and federal statutory, regulatory, and policy requirements set forth in the Department of Commerce Pre-Award Notification Requirements for Grants and Cooperative Agreements ("DOC Pre-Award Notification"), published in the Federal Register on February 11, 2008 (73 FR 7696), as amended; DOC Financial Assistance Standard Terms and Conditions (Mar. 8, 2009); the Department of Commerce American Recovery and Reinvestment Act Award Terms (Apr. 9, 2009); and any Special Award Terms and Conditions that are included by the Grants Officer in the award.
5. I certify that any funds awarded to the entity(ies) I represent as a result of this application will not result in any unjust enrichment of such entity(ies) or duplicate any funds such entity(ies) receives under federal universal service support programs administered by the Universal Service Administrative Corporation (USAC).
6. I certify that the entity(ies) I represent has secured access to pay the 20% of total project cost or has petitioned the Assistant Secretary of NTIA for a waiver of the matching requirement.

March 15, 2010

Date



Authorized Organization Representative Signature

Jessica Dent

Print Name

Director, Alabama Broadband Initiative

Title

BTOP Public Computer Center and Sustainable Broadband Detailed Budget

Please complete the Detailed Budget, breaking out individual line items under each category heading (add rows to each section as necessary to accommodate your line items). Please ensure that line item total columns in the "General" and "Detail" sections are equal for each line item (a cell with a yellow highlight indicates an inconsistency). Also, you may utilize the provided space for additional notes, if desired (there is also a Budget Narrative question in the application in which you will provide narrative detail on this budget).

Specifics needed for each cost category line item:

Personnel: For each position, list the number of positions, the location or geography of position, the job/task responsibilities for the position, the annual salary, and the percent of time a person filling the position will spend working on the proposed BTOP project. For lines with more than one position, the Quarters Employed field should represent number of quarters per person (*e.g.*, for two employees each working for one year, Quarters Employed should be 4 rather than 8).

Fringe: For each position, note the number of positions, the annual salary, the percent of time a person filling this position will spend working on the proposed BTOP project, and the fringe rate applied to the position. For lines with more than one position, the Quarters Employed field should represent number of quarters per person (*e.g.* for two employees each working for one year, Quarters Employed should be 4 rather than 8).

Equipment: List all equipment units required for the project and provide program purpose. For each line item, note the number of units and the unit cost. The multiple of these two factors will yield the total for that line item. For example, an Applicant planning to buy 100 laptops at \$500/laptop would have a total line item cost of \$50,000. Again, although unit costs may include cents, once multiplied by the number of units, the result must be rounded to the nearest whole dollar. Clearly separate Applicant equipment and user equipment, as indicated in the detailed budget template. When providing the unit cost indicate whether the unit cost has been impacted by a discount and for software equipment list specific package names.

Travel: For each trip list the program purpose of the trip, destination city and the number of people traveling. For each line item (*e.g.*, trip), note the number of trips and the cost per trip. The multiple of these two factors will yield the total for that line item. For example, if the Applicant was accounting for 10 trips at \$25 per trip, the total cost would be \$250. The cost per trip should be justified on its own, *not* derived by dividing the line item total by the number of trips. Such a calculation will prompt further inquiry from the reviewers about justification for the trip cost. Rather, the *total* trip cost should be derived from the number of trips *times* the justifiable cost per trip.

Supplies: Separate supplies by item type, describing the program purpose or use. For each line item, note the number of units and the unit costs. The multiple of these two factors will yield the total for that line item. For example, an Applicant planning to buy 20 boxes of printer paper at \$30/box would have a total line item cost of \$600. Again, although unit costs may include cents, once multiplied by the number of units, the result must be rounded to the nearest whole dollar.

Other: Separate item types; for awareness program cost items, such as ads, separate ad types (TV, radio, newspaper, etc) and include geography in which they will run.

Contractual: For each line item, identify the contractor and note the number of contracted hours of service and hourly rate, if applicable. For example, an Applicant planning to hire a technology consultant for 100 hours at a rate of \$40/hour would have a total line item cost of \$4,000.

Indirect: Provide the indirect rate and basis used. In the space provided at the bottom of the page

briefly explain the calculation used to derive the indirect costs (including the indirect rate and what is included in the basis). If a negotiated indirect cost rate agreement exists and is being used, please identify the cognizant agency.

The category subtotals for this Detailed Budget should correspond to the data provided in your SF-424A, and both the SF-424 budget and this Detailed Budget should match the Federal Grant Request and Total Match Amount provided on the Project Budget page of the application. Please review both budget uploads, the budget narrative in the application, and the Project Budget page for consistency before submitting the application. If you are submitting a PCC project with an SF-424C instead of an SF-424A, the sections of this Detailed Budget will not align directly with categories of the SF-424C, but you should complete this Detailed Budget, allocating costs to the appropriate cost categories.

The data provided via this template will be subject to automated processing. Applicants are therefore required to provide this upload as an Excel file, and not to convert it to a PDF prior to upload. Additionally, applicants should not modify the format of this file.

**BTOP Public Computer Center and Sustainable Broadband Adoption
Detailed Budget Template**

Easy Grants ID: **6927**

Applicant: Alabama Department of Economic and Community Affairs (ADECA)

Connecting Alabama: Boosting Broadband to Bridge the Digital Divide

Project Title:

SF-424A Object Class Category	General	Detail							
		Federal Support	Matching Support	Total	# of Positions	Salary	% Time Spent on Project	Quarters Employed	Total
a. Personnel - List position, number of staff, annual salaries, % time spent on project	Position								
Project Management	Planning and Economic Development Specialist I/II	\$10,536.00		\$10,536.00	1	\$34,000.00	31%	4.00	\$10,536.60
				\$0.00					\$0.00
				\$0.00					\$0.00
				\$0.00					\$0.00
Subtotal		\$10,536.00	\$0.00	\$10,536.00					

b. Fringe Benefits - Include salaries and fringe rate.	Position	Federal Support	Matching Support	Total	# of Positions	Salary	% Time Spent on Project	Quarters Employed	Fringe Rate	Total
			Planning and Economic Development Specialist I/II	\$3,909.00		\$3,909.00	1	\$15,000.00	31%	4.00
				\$0.00						\$0.00
				\$0.00						\$0.00
				\$0.00						\$0.00
Subtotal		\$3,909.00	\$0.00	\$3,909.00						

c. Travel - For significant costs, include details such as number and purpose of trips, destinations.	Purpose of Trip	Federal Support	Matching Support	Total	# of Trips	Cost per Trip	Total
			Monitoring, Education and Outreach, Training	\$1,415.00		\$1,415.00	8
				\$0.00			\$0.00
				\$0.00			\$0.00
				\$0.00			\$0.00
Subtotal		\$1,415.00	\$0.00	\$1,415.00			

d. Equipment Costs - List equipment with # of units and unit costs. Distinguish between equipment intended for applicant use versus equipment for the end user.	Equipment Description	Federal Support	Matching Support	Total	#Units	Unit Cost	Total
		Applicant Equipment					
				\$0.00			\$0.00
				\$0.00			\$0.00
				\$0.00			\$0.00
				\$0.00			\$0.00
User Equipment							
				\$0.00			\$0.00
				\$0.00			\$0.00
				\$0.00			\$0.00
				\$0.00			\$0.00
Subtotal		\$0.00	\$0.00	\$0.00			

e. Supplies - List costs associated with materials/printing, curriculum, translations, and other supplies	Description	Federal Support	Matching Support	Total	#Units (If Applicable)	Unit Cost (If Applicable)	Total
				\$0.00			\$0.00
				\$0.00			\$0.00
				\$0.00			\$0.00
				\$0.00			\$0.00
Subtotal		\$0.00	\$0.00	\$0.00			

f. Contractual - List contractors with purpose of contract, hourly rate or total fixed rate.	Contractor	Federal Support	Matching Support	Total	# Hours (If Applicable)	Hourly Rate (If Applicable)	Total Contract
Develop & Deliver Training Modules, Guidance, IT Support, etc.	Economic & Community Development Institute, AU and Extension	\$1,015,039	\$760,400	\$1,775,439			\$0.00
Local / Regional Targeted Awareness Campaigns, Training Facilities/Support	Alabama Community College System BEACON Consortium	\$59,695	\$385,000	\$444,695			\$0.00
Accessible Training Facilities/Support, Advisory Capacity for Accessibility	Alabama Institute for Deaf and Blind	\$47,500	\$13,578	\$61,078.00			\$0.00
				\$0.00			\$0.00
Subtotal		\$1,122,234.00	\$1,158,978.00	\$2,281,212.00			

g. Construction - If applicable, list construction costs	Description	Federal Support	Matching Support	Total
				\$0.00
				\$0.00
				\$0.00
				\$0.00
Subtotal		\$0.00	\$0.00	\$0.00

h. Other - List costs associated with grant subrecipients as well as other costs not listed above such as rent, technology (website hosting, internet connection), advertising (TV, radio, online), etc.	Description	Federal Support	Matching Support	Total	#Units (If Applicable)	Unit Cost (If Applicable)	Total
Data processing, facility costs, advertising, etc.	Computed at .383% of total program for contractual	\$4,298.00		\$4,298.00			\$0.00
				\$0.00			\$0.00
				\$0.00			\$0.00
				\$0.00			\$0.00
Subtotal		\$4,298.00	\$0.00	\$4,298.00			

i. Total Direct Charges (sum of a-h)	\$1,142,392.00	\$1,158,978.00	\$2,301,370.00
j. Indirect Charges	\$38,956.00		\$38,956.00
Total Eligible Project Costs	\$1,181,348.00	\$1,158,978.00	\$2,340,326.00
Match Percentage	49.5%		

Explanation of Indirect Charges ADECA's approved provisional indirect cost rate of 3.41% ending 9/30/10. A copy of the approved rate document dated May 15, 2009 is included in this grant package.

--

Additional Budget Notes

--

BTOP Sustainable Broadband Adoption Community Anchor Institution Detail Template

Please complete the Anchor Institution Details worksheet by providing information on all Community Anchor Institutions that will be directly involved in or benefit from the proposed project. Add rows as necessary. All community anchor institutions should be given a type from the specified list. A Community Anchor Institution is considered a minority-serving institution if it is a post-secondary educational institution with enrollment of minority students exceeding 50 percent of its total enrollment. The "Role" column only requires a word or two, or a short phrase, not a detailed explanation. A detailed explanation of the role of project partners and community anchor institutions should be provided in the essay portions of the application.

The data provided via this template will be subject to automated processing. Applicants are therefore required to provide this attachment as an Excel file, and not to convert it to a PDF prior to submitting a copy of their application on an appropriate

BTOP SBA Community Anchor
Institutions Detail Template

Title:

Connecting Alabama: Boosting Broadband to Bridge the Digital Divide

Easy Grants ID:

6927

Facility Name	Organization	Address Line 1	City	State	Zip	Facility Type	Minority Serving Institution Type	Project Role
Alexander City Campus - Central Alabama Community College	Central Alabama Community College	1675 Cherokee Road	Alexander City	AL	35010	Community College	N/A	Training Site and Targeted Local Broadband Awareness Campaign
Arab Campus - Snead State Community College	Snead State Community College	241 S Main Street	Arab	AL	35016	Community College	N/A	Training Site and Targeted Local Broadband Awareness Campaign
Childersburg Campus - Central Alabama Community College	Central Alabama Community College	34091 US Highway 280	Childersburg	AL	35044	Community College	N/A	Training Site and Targeted Local Broadband Awareness Campaign
Oneonta Campus - Snead State Community College	Snead State Community College	1000 Lincoln Ave	Oneonta	AL	35121	Community College	N/A	Training Site and Targeted Local Broadband Awareness Campaign
Sumiton Campus - Bevill State Community College	Bevill State Community College	P. O. Box 800	Sumiton	AL	35148	Community College	N/A	Training Site and Targeted Local Broadband Awareness Campaign
Talladega Center - Central Alabama Community College	Central Alabama Community College	231 Haynes Street	Talladega	AL	35160	Community College	N/A	Training Site and Targeted Local Broadband Awareness Campaign
Pickens County Educational Center - Bevill State Community College	Bevill State Community College	491 Tuscaloosa Avenue	Carrollton	AL	35447	Community College	N/A	Training Site and Targeted Local Broadband Awareness Campaign
Jasper Campus - Bevill State Community College	Bevill State Community College	1411 Indiana Avenue	Jasper	AL	35501	Community College	N/A	Training Site and Targeted Local Broadband Awareness Campaign
Second Opportunity System	Bevill State Community College	2101 Birmingham Avenue	Jasper	AL	35504	Community College	N/A	Advisory
Fayette Campus - Bevill State Community College	Bevill State Community College	2631 Temple Avenue N	Fayette	AL	35555	Community College	N/A	Training Site and Targeted Local Broadband Awareness Campaign
Hamilton Campus - Bevill State Community College	Bevill State Community College	P. O. Drawer 9	Hamilton	AL	35570	Community College	N/A	Training Site and Targeted Local Broadband Awareness Campaign
Northwest-Shoals Community College		PO Box 2545 / NWSCC	Muscle Shoals	AL	35662	Community College	N/A	Advisory
Boaz Campus - Snead State Community College	Snead State Community College	PO Box 737	Boaz	AL	35957	Community College	N/A	Training Site and Targeted Local Broadband Awareness Campaign
Trenholm Campus - Trenholm State Technical College	Trenholm State Technical College	1225 Air Base Boulevard	Montgomery	AL	36108	Community College	Historically Black College or University	Training Site and Targeted Local Broadband Awareness Campaign
Patterson Campus - Trenholm State Technical College	Trenholm State Technical College	3920 Troy Highway	Montgomery	AL	36116	Community College	Historically Black College or University	Training Site and Targeted Local Broadband Awareness Campaign
Alabama Community College System		P.O. Box 302130	Montgomery	AL	36130	Community College	N/A	Coordinating Community College Training Sites and Oversight of
Faulkner State Computer Center Main Campus	Faulkner State Community College	1900 US Hwy 31	Bay Minette	AL	36507	Community College	N/A	Training Site and Targeted Local Broadband Awareness Campaign
Faulkner State Adult Education Center	Faulkner State Community College	1900 US Hwy 32	Bay Minette	AL	36507	Community College	N/A	Training Site and Targeted Local Broadband Awareness Campaign
Bishop State Main Campus	Bishop State Community College	351 North Broad Street	Mobile	AL	36603	Community College	Historically Black College or University	Training Site and Targeted Local Broadband Awareness Campaign
Bishop State Barker-Gaines Central Campus	Bishop State Community College	1365 Dr. Martin Luther King, Jr. Ave.	Mobile	AL	36603	Community College	Historically Black College or University	Training Site and Targeted Local Broadband Awareness Campaign
Bishop State Southwest Campus - Workforce Development Training Center	Bishop State Community College	925 Dauphin Island Pkwy	Mobile	AL	36605	Community College	Historically Black College or University	Training Site and Targeted Local Broadband Awareness Campaign
Bishop State Carver Campus	Bishop State Community College	414 Stanton Street	Mobile	AL	36617	Community College	Historically Black College or University	Training Site and Targeted Local Broadband Awareness Campaign
Alabama Southern Community College		P O Box 2000	Gilbertown	AL	36908	Community College	N/A	Advisory
Alfred Cooper Community Center		625 MLK, Jr. Blvd	Alexander City	AL	35010	Library	N/A	Potential Training Facility
Aliceville Public Library		416 3rd Ave NE	Aliceville	AL	35442	Library	N/A	Potential Training Facility
James C. Poole Jr. Memorial Library		420 Prairie Avenue	Eutaw	AL	35462	Library	N/A	Advisory
Rogersville Public Library		54 Bank Street	Rogersville	AL	35652	Library	N/A	Advisory
Prattville Public Library	Autauga Prattville Public Libraries	254 Doster Street	Prattville	AL	35462	Library	N/A	Advisory
Rosa Parks Library	Montgomery City County Public Libraries	1276 Rosa L Parks Avenue	Montgomery	AL	36108	Library	N/A	Advisory
Rufus Lewis Library	Montgomery City County Public Libraries	3095 Mobile Highway	Montgomery	AL	36108	Library	N/A	Advisory
Blanche R. Solomon Memorial Library		17 Park Street	Headland	AL	36345	Library	N/A	Advisory

Dadeville Public Library		205 North West Street	Dadeville	AL	36853	Library	N/A	Potential Training Facility
Good Samaritan Health Clinic		401 Arnold St. NE, Suite A	Cullman	AL	35055	Medical or Healthcare Provider	N/A	Advisory
Cullman Co Health Department		601 Logan Avenue SW	Cullman	AL	35055	Medical or Healthcare Provider	N/A	Advisory
Cullman Regional Medical Center		P.O. Box 1108	Cullman	AL	35056	Medical or Healthcare Provider	N/A	Advisory
Jefferson County Department of Health		1400 6th Ave S	Birmingham	AL	35233	Medical or Healthcare Provider	N/A	Advisory
Indian Rivers Mental Health Center		3701 Loop Road East, Building 39	Tuscaloosa	AL	35404	Medical or Healthcare Provider	N/A	Advisory
Pickens County Medical Center		PO Box 478	Carrollton	AL	35447	Medical or Healthcare Provider	N/A	Advisory
Sumter County Health Department		1121 North Washington Street	Livingston	AL	35470	Medical or Healthcare Provider	N/A	Advisory
Health & Welless Education Center		1121 N Washington St	Livingston	AL	35470	Medical or Healthcare Provider	N/A	Advisory
Walker County Health Department		P.O. Box 3207	Jasper	AL	35503	Medical or Healthcare Provider	N/A	Advisory
Morgan County Health Department		510 Cherry Street Northeast	Decatur	AL	35601	Medical or Healthcare Provider	N/A	Advisory
Northwest Alabama Community Health Association		309b Handy Homes	Florence	AL	35630	Medical or Healthcare Provider	N/A	Advisory
Rogersville's Freedom House		15132 Highway 72	Rogersville	AL	35652	Medical or Healthcare Provider	N/A	Advisory
Helen Keller Hospital		PO Box 610	Sheffield	AL	35660	Medical or Healthcare Provider	N/A	Advisory
Cherokee Medical Center		400 Northwood Drive	Sheffield	AL	35660	Medical or Healthcare Provider	N/A	Advisory
Kelly Owen Women's and Children's Pavilion, DeKalb Regional Medical	Baptist Health Systems of Alabama	200 Medical Center Drive	Fort Payne	AL	35968	Medical or Healthcare Provider	N/A	Advisory
Prattville Baptist Hospital		124 South Memorial Drive	Prattville	AL	35968	Medical or Healthcare Provider	N/A	Advisory
Alabama Newborn Screening		201 Monroe Street	Montgomery	AL	36104	Medical or Healthcare Provider	N/A	Advisory
Baptist Health		400 Taylor Road	Montgomery	AL	36117	Medical or Healthcare Provider	N/A	Advisory
Henry Co Nursing Home		212 Dothan Rd	Abbeville	AL	36117	Medical or Healthcare Provider	N/A	Advisory
Spectracare Health Systems		PO Box 425	Abbeville	AL	36310	Medical or Healthcare Provider	N/A	Advisory
Medical Center Enterprise	MCE Senior Circle, Enterprise	400 North Edwards Street	Enterprise	AL	36330	Medical or Healthcare Provider	N/A	Advisory
Coffee Co Health Department		2841 Neal Metcalf Road	Enterprise	AL	36330	Medical or Healthcare Provider	N/A	Advisory
Dale County Department of Public Health		532 Roy Parker Road	Ozark	AL	36360	Medical or Healthcare Provider	N/A	Advisory
Dale County Health Care Authority		8458 County Road 68	Skipperville	AL	36374	Medical or Healthcare Provider	N/A	Advisory
MONROE COUNTY HOSPITAL		P. O. BOX 886	MONROEVILLE	AL	36461	Medical or Healthcare Provider	N/A	Advisory
North Baldwin Infirmary		PO Box 1409	Bay Minette	AL	36507	Medical or Healthcare Provider	N/A	Advisory
Cahaba Mental Health Center		1952 Belle Rive Drive	Selma	AL	36701	Medical or Healthcare Provider	N/A	Advisory
Dallas County Health Department		100 Samuel Moseley Drive	Selma	AL	36701	Medical or Healthcare Provider	N/A	Advisory
Department of Public Health, Hale County		PO Box 87	Greensboro	AL	36744	Medical or Healthcare Provider	N/A	Advisory
DayStar Hospice Care		95 W Main St	Greensboro	AL	36744	Medical or Healthcare Provider	N/A	Advisory
Choctaw County Health Council		P O Box 116	Lisman	AL	36912	Medical or Healthcare Provider	N/A	Advisory
Lake Martin Economic Development Alliance		P O BOX 1105	Alexander City	AL	35011	Other Community Support Organization	N/A	Advisory
Bibb County Extension Office		175 Davidson Dr., SW	Centreville	AL	35042	Other Community Support Organization	N/A	Training Provider
Chilton County IDB		PO Box 1399	Clanton	AL	35046	Other Community Support Organization	N/A	Advisory
Chilton County Extension Office		504 1st Ave.	Clanton	AL	35046	Other Community Support Organization	N/A	ESL Training Site and Training Provider
Shelby County Extension Office		54 Kelly Lane	Columbiana	AL	35051	Other Community Support Organization	N/A	ESL Training Site and Training Provider

Food Stamp Program		210 4th St. SW	Cullman	AL	35055	Other Community Support Organization	N/A	Advisory
Cullman Co Commission on Aging		1538 Sportsman's Lake Road	Cullman	AL	35055	Other Community Support Organization	N/A	Advisory
Victim Services of Cullman		P.O Box 416	Cullman	AL	35055	Other Community Support Organization	N/A	Advisory
Alabama Career Center		1201 Katherine Street NW	Cullman	AL	35055	Other Community Support Organization	N/A	Advisory
Cullman County Extension Office		402 Arnold Street, NE	Cullman	AL	35055	Other Community Support Organization	N/A	Training Provider
Cullman Co Department of Human Resources		P.O. Box 990	Cullman	AL	35056	Other Community Support Organization	N/A	Advisory
Chilton County Chamber of Commerce		PO Box 66	Clanton	AL	35086	Other Community Support Organization	N/A	Advisory
Chilton County Head Start		PO Box 1853	Clanton	AL	35086	Other Community Support Organization	N/A	Advisory
Blount Co Department of Human Resources		415 5th Avenue, E	Oneonta	AL	35121	Other Community Support Organization	N/A	Advisory
Blount County Extension Office		Frank J. Green Bldg. 415 Fifth Ave. E., Suite A	Oneonta	AL	35121	Other Community Support Organization	N/A	ESL Training Site and Training Provider
St. Clair County Extension Office		1815 Cogswell Ave. #103	Pell City	AL	35125	Other Community Support Organization	N/A	Training Provider
St. Clair County Head Start		PO Box 641	Pell City	AL	35125	Other Community Support Organization	N/A	Advisory
Coosa County Extension Office		100 Main Street	Rockford	AL	35136	Other Community Support Organization	N/A	ESL Training Site and Training Provider
Rockford RSVP Center		RSVP Coosa Office	Rockford	AL	35136	Other Community Support Organization	N/A	Potential Training Facility
Talladega County Head Start		925 North St	Talladega	AL	35160	Other Community Support Organization	N/A	Advisory
Spring Street Recreation Center	City of Talladega	502 Spring St	Talladega	AL	35160	Other Community Support Organization	N/A	Advisory
Talladega County Extension Office		132 N. Court Street	Talladega	AL	35160	Other Community Support Organization	N/A	Training Provider
AIDB Talladega Regional Center	Alabama Institute for Deaf and Blind	412 Cherry Street	Talladega	AL	35160	Other Community Support Organization	N/A	Training - Accessible for deaf, blind and multidisabled
Community Action Agency of Talladega, Clay, Randolph, Calhoun & Cleburne Counties		136 North Court Street	Talladega	AL	35161	Other Community Support Organization	N/A	Outreach
Regional Planning Commission of Greater Birmingham		1731 1st Ave N, Ste 200	Birmingham	AL	35203	Other Community Support Organization	N/A	Advisory
Jefferson County Extension Office		2121 Building 8th Ave. N., Suite 1700	Jefferson	AL	35203	Other Community Support Organization	N/A	ESL Training Site and Training Provider
Jefferson County Committee for Economic Opportunity		3000 Eighth Avenue West	Birmingham	AL	35204	Other Community Support Organization	N/A	Outreach
Hispanic Interest Coalition of Alabama		260 West Valley Avenue	Birmingham	AL	35209	Other Community Support Organization	N/A	Outreach and Targeted Advisory
AIDB Birmingham Regional Center	Alabama Institute for Deaf and Blind	220 34th Street South	Birmingham	AL	35222	Other Community Support Organization	N/A	Training - Accessible for deaf, blind and multidisabled
Tuscaloosa County Extension Office		2513 7th Street	Tuscaloosa	AL	35401	Other Community Support Organization	N/A	ESL Training Site and Training Provider
Community Service Program of West Alabama		601 Black Bears Way	Tuscaloosa	AL	35401	Other Community Support Organization	N/A	Outreach
AIDB Tuscaloosa Regional Center	Alabama Institute for Deaf and Blind	2412 Skyland Blvd. East	Tuscaloosa	AL	35405	Other Community Support Organization	N/A	Training - Accessible for deaf, blind and multidisabled
Eleventh Area of Alabama Opportunity Action Committee		5 Village Square	Clanton	AL	35405	Other Community Support Organization	N/A	Outreach
Aliceville IDB		1313 Franconia Rd	Aliceville	AL	35442	Other Community Support Organization	N/A	Advisory
Aliceville Chamber of Commerce		PO Box A	Aliceville	AL	35442	Other Community Support Organization	N/A	Advisory
Pickens County DHR		PO Box 31	Carrollton	AL	35447	Other Community Support Organization	N/A	Advisory
Pickens County Extension Office		155 Reform Street Room 300	Carrollton	AL	35447	Other Community Support Organization	N/A	ESL Training Site and Training Provider
Pickens Community Action & Development Corporation		Farm Bureau Building, P.O. Box 348	Carrollton	AL	35447	Other Community Support Organization	N/A	Outreach
Greene County Head Start		1227 US Highway 43 S	Eutaw	AL	35462	Other Community Support Organization	N/A	Advisory
Greene Co IDB		P. O. Box 70	Eutaw	AL	35462	Other Community Support Organization	N/A	Advisory
Greene County Extension Office		#1 Professional Court Springfield Ave.	Eutaw	AL	35462	Other Community Support Organization	N/A	Training Provider
Sumter County Extension Office		106 Hospital Drive	Livingston	AL	35470	Other Community Support Organization	N/A	Training Provider

Walker County Community Action Agency		1805 N. Airport	Jasper	AL	35502	Other Community Support Organization	N/A	Outreach
Walker County Extension Office		1501 N. Airport Road	Jasper	AL	35504	Other Community Support Organization	N/A	Training Provider
Winston County Extension Office		24714 Hwy 195 Room 1	Double Springs	AL	35553	Other Community Support Organization	N/A	Training Provider
Winston Co. Department of Human Resources		P.O. Box 116	Double Springs	AL	35553	Other Community Support Organization	N/A	Advisory
Fayette Chamber of Commerce		P.O. Box 247	Fayette	AL	35553	Other Community Support Organization	N/A	Advisory
Fayette County Extension Office		650 McConnell Loop	Fayette	AL	35555	Other Community Support Organization	N/A	Training Provider
Marion County Extension Office		372 7th Ave. SW	Hamilton	AL	35570	Other Community Support Organization	N/A	Training Provider
Marion-Winston Counties Community Action Committee		372 7th Avenue, SW	Hamilton	AL	35570	Other Community Support Organization	N/A	Outreach
Lamar County Extension Office		281 Columbus Ave.	Vernon	AL	35592	Other Community Support Organization	N/A	Training Provider
North Central Alabama Regional Council of Governments		216 Jackson St, SE	Decatur	AL	35601	Other Community Support Organization	N/A	Advisory
Morgan Children's Policy Council		1215 Regency Blvd	Decatur	AL	35601	Other Community Support Organization	N/A	Advisory
Decatur Youth Services Department	City of Decatur	1202 5th Avenue Southwest	Decatur	AL	35601	Other Community Support Organization	N/A	Advisory
American Red Cross Morgan-Lawrence County		431 Holly Street, NE	Decatur	AL	35601	Other Community Support Organization	N/A	Advisory
Community Action Partnership of North Alabama		1909 Central Parkway SW	Decatur	AL	35601	Other Community Support Organization	N/A	Outreach
Limestone County Extension Office		1109 W. Market Street Suite A	Athens	AL	35611	Other Community Support Organization	N/A	Training Provider
Limestone County DHR		1007 West Market St	Athens	AL	35612	Other Community Support Organization	N/A	Advisory
Limestone County EDA		1806 Wilkinson St	Athens	AL	35612	Other Community Support Organization	N/A	Advisory
Lauderdale County Extension Office		802 Veterans Drive	Florence	AL	35630	Other Community Support Organization	N/A	Training Provider
Lauderdale County Children's Policy Council		300 Industry Street	Florence	AL	35630	Other Community Support Organization	N/A	Advisory
Lauderdale County DHR		424 Veterans Drive	Florence	AL	35630	Other Community Support Organization	N/A	Advisory
Community Action Agency of Northwest Alabama		745 Thompson Street	Florence	AL	35630	Other Community Support Organization	N/A	Outreach
Morgan County Extension Office		3120 Hwy. 36 W. Suite B	Hartselle	AL	35640	Other Community Support Organization	N/A	ESL Training Site and Training Provider
Lawrence County Extension Office		13075 ALA-157, Suite 6	Moulton	AL	35650	Other Community Support Organization	N/A	Training Provider
Franklin County Extension Office		410 Jackson Street N	Russellville	AL	35653	Other Community Support Organization	N/A	ESL Training Site and Training Provider
Northwest Alabama Council of Local Governments		PO Box 2603	Muscle Shoals	AL	35661	Other Community Support Organization	N/A	Advisory
Colbert County DHR		PO Box 271	Tuscumbia	AL	35674	Other Community Support Organization	N/A	Advisory
Colbert County Extension Office		201 N. Main Street	Tuscumbia	AL	35674	Other Community Support Organization	N/A	Training Provider
AIDB Shoals Regional Center	Alabama Institute for Deaf and Blind	512 N. Main Street	Tuscumbia	AL	35674	Other Community Support Organization	N/A	Training - Accessible for deaf, blind and multidisabled
Jackson County Extension Office		27115 John T. Reed Pkwy. Suite 2	Scottsboro	AL	35768	Other Community Support Organization	N/A	Training Provider
Madison County Extension Office		819 Cook Ave	Huntsville	AL	35801	Other Community Support Organization	N/A	ESL Training Site and Training Provider
AIDB Huntsville Regional Center	Alabama Institute for Deaf and Blind	600 St. Clair Ave. Bldg. 2	Huntsville	AL	35801	Other Community Support Organization	N/A	Training - Accessible for deaf, blind and multidisabled
Community Action Agency of Huntsville/Madison & Limestone		3516 Stringfield Road	Huntsville	AL	35810	Other Community Support Organization	N/A	Outreach
Etowah County Community Services Program		109 S. 9th Street	Gadsden	AL	35903	Other Community Support Organization	N/A	Outreach
Etowah County Extension Office		3200A W. Meighan Blvd.	Gadsden	AL	35904	Other Community Support Organization	N/A	Training Provider
Cherokee County Courthouse	Cherokee County Children's Policy Council	100 Main Street	Centre	AL	35904	Other Community Support Organization	N/A	Advisory
Cherokee County DHR		202 Hospital Avenue	Fort Payne	AL	35967	Other Community Support Organization	N/A	Advisory
Children's Advocacy Center of Cherokee County		203 North River Street	Centre	AL	35960	Other Community Support Organization	N/A	Advisory

Cherokee County Extension Office		1526 Chesnut Bypass	Centre	AL	35960	Other Community Support Organization	N/A	Training Provider
DeKalb County Extension Office		200 Grand Avenue SW Suite 104	Fort Payne	AL	35967	Other Community Support Organization	N/A	ESL Training Site and Training Provider
Fort Payne Depot Museum		105 5th St NE	Fort Payne	AL	35968	Other Community Support Organization	N/A	Advisory
Marshall County Extension Office		424 Blount Ave. Suite G21	Guntersville	AL	35976	Other Community Support Organization	N/A	ESL Training Site and Training Provider
Community Action Agency of Northeast Alabama		1481 McMurdy Avenue South	Rainsville	AL	35986	Other Community Support Organization	N/A	Advisory
Autauga County Extension Office		2226 Hwy. 14 W., Suite E	Autaugaville	AL	36003	Other Community Support Organization	N/A	ESL Training Site and Training Provider
Barbour County Extension Office		1 Court Square Room 105	Clayton	AL	36016	Other Community Support Organization	N/A	ESL Training Site and Training Provider
Lee-Russell Council of Governments		2408 Hwy 165	Eufaula	AL	36027	Other Community Support Organization	N/A	Advisory
Butler County Extension Office		101 S. Conecuh Street	Greenville	AL	36037	Other Community Support Organization	N/A	Training Provider
Greenville Head Start		211 School Highland Road	Greenville	AL	36037	Other Community Support Organization	N/A	Advisory
Butler County Organized Community Action Program		204 School Highland Road	Greenville	AL	36037	Other Community Support Organization	N/A	Advisory
Camellia Senior Center	Greenville Senior Services Department	111 Bolling Street	Greenville	AL	36037	Other Community Support Organization	N/A	Advisory
Butler County DHR		109 Caldwell Street	Greenville	AL	36037	Other Community Support Organization	N/A	Advisory
Lowndes County Extension Office		125 Tuskeena Street Room 125	Hayneville	AL	36040	Other Community Support Organization	N/A	Training Provider
Lowndes County Head Start		West Lafayette Street	Hayneville	AL	36040	Other Community Support Organization	N/A	Advisory
Lowndes County DHR		Post Office Box 36	Hayneville	AL	36040	Other Community Support Organization	N/A	Advisory
Hayneville Boys & Girls Club		101 W Lafayette St	Hayneville	AL	36040	Other Community Support Organization	N/A	Advisory
Family Service Center of Lowndes County	Family Guidance Center of Alabama	100 Oak Street West	Hayneville	AL	36040	Other Community Support Organization	N/A	Advisory
Crenshaw County Extension Office		29 S. Glenwood Ave.	Luverne	AL	36049	Other Community Support Organization	N/A	Training Provider
Millbrook Chamber of Commerce		P.O. Box 353	Millbrook	AL	36054	Other Community Support Organization	N/A	Advisory
Prattville Area Chamber of Commerce		131 North Court St.	Prattville	AL	36067	Other Community Support Organization	N/A	Advisory
Pike County Extension Office		306 S. Three Notch Street	Troy	AL	36081	Other Community Support Organization	N/A	Training Provider
Organized Community Action Program		507 North Three Notch Road	Troy	AL	36081	Other Community Support Organization	N/A	Outreach
Macon County Extension Office		207 N. Main Street	Tuskegee	AL	36083	Other Community Support Organization	N/A	Training Provider
Macon-Russell Community Action Agency		102 Lakeview Drive	Tuskegee	AL	36083	Other Community Support Organization	N/A	Outreach
Macon County DHR		PO Box 1246	Tuskegee Institute	AL	36087	Other Community Support Organization	N/A	Advisory
Bullock Co. Department of Human Resources		201 Powell Street N.	Union Springs	AL	36088	Other Community Support Organization	N/A	Advisory
Bullock County Extension Office		132 N. Prairie Street	Union Springs	AL	36089	Other Community Support Organization	N/A	ESL Training Site and Training Provider
Elmore County Extension Office		340 Queen Ann Road	Wetumpka	AL	36092	Other Community Support Organization	N/A	ESL Training Site and Training Provider
Elmore-Autauga Community Action Committee		P.O. Box 967	Wetumpka	AL	36092	Other Community Support Organization	N/A	Outreach
AIDB Montgomery Regional Center	Alabama Institute for Deaf and Blind	432 East Jefferson Street	Montgomery	AL	36104	Other Community Support Organization	N/A	Training - Accessible for deaf, blind and multidisabled
Central Alabama RPDC		125 Washington Avenue	Montgomery	AL	36104	Other Community Support Organization	N/A	Advisory
Montgomery County Parks and Recreation		101 S. Lawrence St	Montgomery	AL	36104	Other Community Support Organization	N/A	Advisory
Central Alabama Aging Consortium		818 South Perry Street	Montgomery	AL	36104	Other Community Support Organization	N/A	Advisory
Montgomery Community Action Agency		1066 Adams Avenue	Montgomery	AL	36104	Other Community Support Organization	N/A	Outreach
AARP Alabama		201 Monroe Street, Ste. 1880	Montgomery	AL	36104	Other Community Support Organization	N/A	Outreach and Targeted Advisory
Family Guidance Center of Alabama		1284 Perry Hill Rd	Montgomery	AL	36109	Other Community Support Organization	N/A	Advisory

Montgomery County Extension Office		Two East Office Center 400 Eastern Blvd., Ste. 107	Montgomery	AL	36117	Other Community Support Organization	N/A	ESL Training Site and Training Provider
Montgomery County Head Start		6933 Atlanta Highway	Montgomery	AL	36117	Other Community Support Organization	N/A	Advisory
Calhoun County Extension Office		County Admin. Bldg. 1702 Noble Street Suite 108	Anniston	AL	36201	Other Community Support Organization	N/A	ESL Training Site and Training Provider
Ashland Head Start Center		725 2nd Street Northwest	Ashland	AL	36201	Other Community Support Organization	N/A	Advisory
Clay County Extension Office		93 County Road 31	Ashland	AL	36251	Other Community Support Organization	N/A	Training Provider
Cleburne County Extension Office		72 Brockford Road	Heflin	AL	36264	Other Community Support Organization	N/A	Training Provider
Clay Co. Chamber of Commerce		86838 Highway 9 # 1	Lineville	AL	36251	Other Community Support Organization	N/A	Advisory
Clay County DHR		86930 Highway 9	Lineville	AL	36266	Other Community Support Organization	N/A	Advisory
Randolph County Extension Office		1 Main Street S.	Wedowee	AL	36278	Other Community Support Organization	N/A	Training Provider
Houston County Extension Office		1699 Ross Clark Cir. Suite 4	Dothan	AL	36301	Other Community Support Organization	N/A	Training Provider
AIDB Dothan Regional Center	Alabama Institute for Deaf and Blind	111 Medical Drive	Dothan	AL	36303	Other Community Support Organization	N/A	Training - Accessible for deaf, blind and multidisabled
Henry Co EDA		101 N Doswell St, Ste G	Abbeville	AL	36310	Other Community Support Organization	N/A	Advisory
Henry Co DHR		PO Box 367	Abbeville	AL	36310	Other Community Support Organization	N/A	Advisory
Henry Co Department of Veterans Affairs		PO Box 26	Abbeville	AL	36310	Other Community Support Organization	N/A	Advisory
Henry Co HRDC		PO Box 445	Abbeville	AL	36310	Other Community Support Organization	N/A	Advisory
Abbeville Senior Center		3503 Co Rd 57 N	Abbeville	AL	36310	Other Community Support Organization	N/A	Advisory
Henry County Extension Office		101 N. Doswell Street Suite A	Abbeville	AL	36310	Other Community Support Organization	N/A	Training Provider
Enterprise Head Start		1617 East Park Avenue	Enterprise	AL	36330	Other Community Support Organization	N/A	Advisory
Enterprise Chamber of Commerce		PO Box 310577	Enterprise	AL	36330	Other Community Support Organization	N/A	Advisory
Coffee Co Department of Human Resources		3881 Salem Road	Enterprise	AL	36330	Other Community Support Organization	N/A	Advisory
Human Resources Development Corporation (Enterprise)		101 George Wallace Drive	Enterprise	AL	36331	Other Community Support Organization	N/A	Outreach
Geneva County Extension Office		2765 E. State Hwy. 52	Hartford	AL	36344	Other Community Support Organization	N/A	ESL Training Site and Training Provider
Henry County Head Start		PO Box 151	Headland	AL	36345	Other Community Support Organization	N/A	Advisory
Coffee County Extension Office		U.S. 84 5 County Complex	New Brockton	AL	36351	Other Community Support Organization	N/A	ESL Training Site and Training Provider
Dale County Extension Office		202 South Hwy. 123	Ozark	AL	36360	Other Community Support Organization	N/A	Training Provider
Conecuh Co Jobs Task Force		208 Pine St	Evergreen	AL	36401	Other Community Support Organization	N/A	Advisory
Women's Business Center	Evergreen / Conecuh County Chamber	10312 Hwy 31	Evergreen	AL	36401	Other Community Support Organization	N/A	Advisory
Conecuh County Extension Office		102 Liberty Street Room 103	Evergreen	AL	36401	Other Community Support Organization	N/A	Training Provider
Covington County Extension Office		23952 Alabama Hwy. 55 Suite 4	Andalusia	AL	36420	Other Community Support Organization	N/A	Training Provider
Escambia County Extension Office		175 4-H Ag-Sci. Dr. Suite D	Brewton	AL	36426	Other Community Support Organization	N/A	ESL Training Site and Training Provider
OUR PLACE TEEN CENTER		83 TEEN TRAIL	MONROEVILLE	AL	36401	Other Community Support Organization	N/A	Advisory
Clarke County Extension Office		120 Court Street	Grove Hill	AL	36451	Other Community Support Organization	N/A	ESL Training Site and Training Provider
Monroe County Extension Office		334 Ag. Drive, Suite 104	MONROEVILLE	AL	36460	Other Community Support Organization	N/A	Training Provider
Monroe Co. DEPARTMENT OF HUMAN RESOURCES		P. O. BOX 1668	MONROEVILLE	AL	36460	Other Community Support Organization	N/A	Advisory
Poarch Creek Indians Family Services Department	Poarch Band of Creek Indians	5811 Jack Springs Rd	Almore	AL	36502	Other Community Support Organization	N/A	Advisory
Creek Indian Enterprises Development Authority		100 Brookwood Road	Almore	AL	36502	Other Community Support Organization	N/A	Training Site, Project Supporter, and Outreach to Native American Indian
Baldwin County Extension Office		302A Byrne Street	Bay Minette	AL	36507	Other Community Support Organization	N/A	ESL Training Site and Training Provider

Washington County Extension Office		PO Box 280	Chatom	AL	36518	Other Community Support Organization	N/A	Training Provider
Community Action Agency of Baldwin, Escambia, Clarke, Monroe & Conecuh		26440 Pollard Road	Daphne	AL	36526	Other Community Support Organization	N/A	Advisory and Partner
Community Action Agency of Baldwin, Escambia, Clarke, Monroe & Conecuh		26440 North Pollard Road	Daphne	AL	36526	Other Community Support Organization	N/A	Outreach
AIDB Mobile Regional Center	Alabama Institute for Deaf and Blind	1050 Government Street	Mobile	AL	36604	Other Community Support Organization	N/A	Training - Accessible for deaf, blind and multidisabled
Mobile County Extension Office		1070 Schillinger Rd. N.	Mobile	AL	36608	Other Community Support Organization	N/A	ESL Training Site and Training Provider
Mobile Community Action Agency		204 East Main Street	Prichard	AL	36610	Other Community Support Organization	N/A	Outreach
Selma-Dallas Co. Veteran's Transitional Home		567 Anderson Ave.	Selma	AL	36701	Other Community Support Organization	N/A	Advisory
Dallas-Selma Community Action & Community Development Corporation		713 Jeff Davis Avenue	Selma	AL	36701	Other Community Support Organization	N/A	Outreach
Program Digital Opportunity	City of Selma	P. O. Box 450	Selma	AL	36702	Other Community Support Organization	N/A	Advisory
Dallas County Extension Office		429 Lauderdale Street	Selma	AL	36702	Other Community Support Organization	N/A	Training Provider
Alabama-Tombigbee Regional Commission		107 Broad Street	Camden	AL	36726	Other Community Support Organization	N/A	Advisory
Wilcox County Chamber of Commerce		106 Court Street	Camden	AL	36726	Other Community Support Organization	N/A	Advisory
Wilcox Co. Department of Human Resources		P. O. Box 430	Camden	AL	36726	Other Community Support Organization	N/A	Advisory
Wilcox County Extension Office		12 Water Street	Camden	AL	36726	Other Community Support Organization	N/A	Training Provider
Hale County Extension Office		701 Hall Street	Greensboro	AL	36744	Other Community Support Organization	N/A	Training Provider
Marengo Co Department of Human Resources		701 South Shiloh Street	Linden	AL	36748	Other Community Support Organization	N/A	Advisory
Marengo County Extension Office		101 N. Shiloh, Suite 100	Linden	AL	36748	Other Community Support Organization	N/A	Training Provider
Sowing Seeds of Hope Perry Co Community Support Org		PO Box 1153	Marion	AL	36756	Other Community Support Organization	N/A	Advisory
Perry County Extension Office		Route 2, Box 4A Hwy 45 South	Marion	AL	36756	Other Community Support Organization	N/A	Training Provider
Lee County Extension Office		600 S. 7th Street	Opelika	AL	36801	Other Community Support Organization	N/A	ESL Training Site and Training Provider
Alabama Council of Human Relations (Auburn)		319 West Glenn	Auburn	AL	36830	Other Community Support Organization	N/A	Outreach
Alabama Community Leadership Network (ACLN)		210 Extension Hall	Auburn	AL	36849	Other Community Support Organization	N/A	Outreach and Advisory
Tallapoosa County Extension Office		125 N. Broadnax Street Room 23	Dadeville	AL	36853	Other Community Support Organization	N/A	Training Provider
Chambers-Tallapoosa-Coosa Community Action Committee		172 South Broadnax Street	Dadeville	AL	36853	Other Community Support Organization	N/A	Outreach
TALLAPOOSA County DHR.		405 North Broadnax Street	Dadeville	AL	36853	Other Community Support Organization	N/A	Advisory
Chambers County Extension Office		County Office Bldg. Room 201 18 Alabama Ave. E.	LaFayette	AL	36862	Other Community Support Organization	N/A	ESL Training Site and Training Provider
Phenix City Head Start		PO Box 460	Phenix City	AL	36868	Other Community Support Organization	N/A	Advisory
Circuit Court, Russell County		PO Box 820	Phenix City	AL	36868	Other Community Support Organization	N/A	Advisory
Russell County Extension Office		508 14th Street	Phenix City	AL	36868	Other Community Support Organization	N/A	Training Provider
Choctaw County Department of Human Resources		1003 Mulberry Avenue	Butler	AL	36904	Other Community Support Organization	N/A	Advisory
Choctaw County Extension Office		218 S. Hamburg Ave.	Butler	AL	36904	Other Community Support Organization	N/A	Training Provider
Greene/Sumter Enterprise Community, Inc.		604 2nd Ave.	York	AL	36925	Other Community Support Organization	N/A	Advisory
Alexander City City Hall	Alexander City City Council	4 Court Square	Alexander City	AL	35010	Other Government Facility	N/A	Advisory
Cleveland Town Hall		62732 Us Highway 231	Cleveland	AL	35049	Other Government Facility	N/A	Advisory
Hayden Town Hall		5030 State Highway 160	Hayden	AL	35079	Other Government Facility	N/A	Advisory
Talladega County Courthouse	Talladega County Commission	1 Talladega Creek Road	Talladega	AL	35160	Other Government Facility	N/A	Advisory
Talladega City Hall	City of Talladega	502 Spring St	Talladega	AL	35160	Other Government Facility	N/A	Advisory

Birmingham City Hall	Deputy City Clerk	710 N 20th St, 3rd Floor	Birmingham	AL	35203	Other Government Facility	N/A	Advisory
Jefferson County Courthouse	Jefferson County Government	203-A Courthouse	Birmingham	AL	35263	Other Government Facility	N/A	Advisory
Pickensville City Hall	City of Pickensville	85 Angie Dr	Pickensville	AL	35447	Other Government Facility	N/A	Advisory
Carrollton City Hall	City of Carrollton	710 Jim Locke Rd	Carrollton	AL	35447	Other Government Facility	N/A	Advisory
Pickens County Probate Judge's Office		PO Box 166	Carrollton	AL	35447	Other Government Facility	N/A	Advisory
District Judge's Office, Carrollton		PO Box 426	Carrollton	AL	35447	Other Government Facility	N/A	Advisory
Greene County Courthouse	Greene Co Commission	400 Morrow Avenue	Eutaw	AL	35462	Other Government Facility	N/A	Advisory
Greene Co Board of Registrars		PO Box 224	Eutaw	AL	35462	Other Government Facility	N/A	Advisory
Gordo Circuit Clerk's Office		PO Box 279	Gordo	AL	35466	Other Government Facility	N/A	Advisory
Northport City Council		2018 43rd Ave	Northport	AL	35476	Other Government Facility	N/A	Advisory
Tuscaloosa Water Department		2018 43rd Ave	Northport	AL	35476	Other Government Facility	N/A	Advisory
Reform City Hall	City of Reform	PO Box 321	Reform	AL	35481	Other Government Facility	N/A	Advisory
Walker County Courthouse	Walker County Commission	P.O. Box 1447	Jasper	AL	35502	Other Government Facility	N/A	Advisory
Beaverton City Hall	City of Beaverton	PO Box 178	Beaverton	AL	35544	Other Government Facility	N/A	Advisory
Winston County Courthouse	Winston County Commission	P.O. Box 147	Double Springs	AL	35553	Other Government Facility	N/A	Advisory
Winston County Circuit Clerk's Office		P.O. Box 309	Double Springs	AL	35553	Other Government Facility	N/A	Advisory
Haleyville City Hall		1901 11th Ave	Haleyville	AL	35565	Other Government Facility	N/A	Advisory
Kennedy Town Hall	Town of Kennedy	17885 Highway 96	Kennedy	AL	35574	Other Government Facility	N/A	Advisory
Sulligent City Hall	City of Sulligent	5797 U.S. 278	Sulligent	AL	35586	Other Government Facility	N/A	Advisory
Lamar County Courthouse	Lamar County Commission	PO Box 338	Vernon	AL	35592	Other Government Facility	N/A	Advisory
Vernon City Hall	City of Vernon	110 1ST Ave NW	Vernon	AL	35592	Other Government Facility	N/A	Advisory
Morgan County Courthouse	Morgan County Commission	P. O. Box 668	Decatur	AL	35601	Other Government Facility	N/A	Advisory
Limestone County Courthouse	Limestone County Commission	310 West Washington St	Athens	AL	35612	Other Government Facility	N/A	Advisory
Falkville City Hall	City of Falkville	21 W 1st St	Falkville	AL	35622	Other Government Facility	N/A	Advisory
Hartselle City Hall	City of Hartselle	200 Sparkman St. N.W	Hartselle	AL	35640	Other Government Facility	N/A	Advisory
Etowah Co Courthouse	Etowah Co Commission	800 Forrest Ave	Gadsden	AL	35901	Other Government Facility	N/A	Advisory
Cherokee County Commission		260 Cedar Bluff Road, Suite 103	Billingsley	AL	36006	Other Government Facility	N/A	Advisory
Mayor's Office	City of Autaugaville	PO Box 216	Autaugaville	AL	36003	Other Government Facility	N/A	Advisory
Billingsley Town Hall	Town of Billingsley	2021 Office St	Billingsley	AL	36006	Other Government Facility	N/A	Advisory
Autauga County Courthouse	Autauga County Commission	134 North Court Street	Pratville	AL	36006	Other Government Facility	N/A	Advisory
Bullock County Courthouse	Bullock County Commission	217 N. Prairie Street	Union Springs	AL	36088	Other Government Facility	N/A	Advisory
Alabama Department of Economic and Community Affairs		P.O. Box 5690	Montgomery	AL	36103	Other Government Facility	N/A	Applicant Organization, Project Evaluation, and Financial
Montgomery County Courthouse	Montgomery County Commission	100 South Lawrence Street	Montgomery	AL	36104	Other Government Facility	N/A	Advisory
Clay County Courthouse	Clay County Commission	41771 Highway 77	Ashland	AL	36251	Other Government Facility	N/A	Advisory
Wadley City Hall	Wadley City Council	PO Box 52	Wadley	AL	36276	Other Government Facility	N/A	Advisory
Coffee Co Courthouse	Coffee Co Commission	202 North Main Street	Enterprise	AL	36330	Other Government Facility	N/A	Advisory
Enterprise City Hall	Mayor's Office	P.O. Box 311000	Enterprise	AL	36331	Other Government Facility	N/A	Advisory

Town of New Brockton		1489 East McKinnon	New Brockton	AL	36351	Other Government Facility	N/A	Advisory
Coffee County Administrator's Office		2 County Complex	New Brockton	AL	36351	Other Government Facility	N/A	Advisory
Dale County Courthouse	Dale County Commission	Court Square	Ozark	AL	36360	Other Government Facility	N/A	Advisory
Ozark City Hall	Ozark City Council	275 N Union Avenue	Ozark	AL	36360	Other Government Facility	N/A	Advisory
Escambia County Courthouse	Escambia County Commission	301 Belleville Avenue	Brewton	AL	36427	Other Government Facility	N/A	Advisory
Probate Judge's Office	Escambia County	P.O. Box 407	Brewton	AL	36427	Other Government Facility	N/A	Advisory
Town of Kinston		PO Box 26	Kinston	AL	36453	Other Government Facility	N/A	Advisory
MONROE COUNTY REVENUE COMMISSION		65 N. MOUNT PLEasant AVENUE	MONROEVILLE	AL	36460	Other Government Facility	N/A	Advisory
Poarch Band of Creek Indians Tribal Offices		5811 Jack Springs Rd	Atmore	AL	36502	Other Government Facility	N/A	Training Site, Project Supporter, and Outreach to Native American Indian
Baldwin County Courthouse	Baldwin County Commission	312 Courthouse Square, Suite 12	Bay Minette	AL	36507	Other Government Facility	N/A	Advisory
Washington County Courthouse	Washington County Commission	1 Court Street	Chatom	AL	36518	Other Government Facility	N/A	Advisory
Millry City Hall	Millry City Council	105 2nd Avenue	Millry	AL	36558	Other Government Facility	N/A	Advisory
Camden City Hall	City of Camden	P. O. Box 699	Camden	AL	36726	Other Government Facility	N/A	Advisory
Wilcox County Courthouse	Wilcox County Commission	340 Matthews Drive	Camden	AL	36726	Other Government Facility	N/A	Advisory
Perry County Courthouse	Circuit Clerks Office	PO Box 478	Marion	AL	36756	Other Government Facility	N/A	Advisory
Probate Judge's Office	Perry County	PO Box 478	Marion	AL	36756	Other Government Facility	N/A	Advisory
Oak Hill Town Hall	Town of Oak Hill	P. O. Box 29	Oak Hill	AL	36766	Other Government Facility	N/A	Advisory
Pine Apple Town Hall	Town of Pine Apple	15200 AL Hwy 10	Pine Apple	AL	36768	Other Government Facility	N/A	Advisory
Pine Hill Town Hall	Town of Pine Hill	P. O. Drawer 397	Pine Hill	AL	36769	Other Government Facility	N/A	Advisory
Uniontown City Hall	Uniontown City Council	PO Box 1176	Uniontown	AL	36786	Other Government Facility	N/A	Advisory
Dadeville City Hall	Dadeville Mayor's Office	192 S BROADNAX ST	Dadeville	AL	36853	Other Government Facility	N/A	Advisory
Tallapoosa County Courthouse	Tallapoosa County Extension	125 N Broadnax St	Dadeville	AL	36853	Other Government Facility	N/A	Advisory
Alabama Commission on Higher Education			Montgomery	AL		Other Government Facility	N/A	Advisory
Alabama Department of Agriculture and Industries			Montgomery	AL		Other Government Facility	N/A	Advisory
Alabama Department of Children's Affairs			Montgomery	AL		Other Government Facility	N/A	Advisory
Alabama Department of Conservation and Natural Resources			Montgomery	AL		Other Government Facility	N/A	Advisory
Alabama Department of Education			Montgomery	AL		Other Government Facility	N/A	Advisory
Alabama Department of Homeland Security			Montgomery	AL		Other Government Facility	N/A	Advisory
Alabama Department of Public Health			Montgomery	AL		Other Government Facility	N/A	Advisory
Alabama Development Office			Montgomery	AL		Other Government Facility	N/A	Advisory
Alabama Rural Action Commission			Montgomery	AL		Other Government Facility	N/A	Advisory
Alabama Supercomputer Authority			Montgomery	AL		Other Government Facility	N/A	Advisory
State of Alabama, Information Services Division			Montgomery	AL		Other Government Facility	N/A	Advisory
Alabama League of Municipalities			Montgomery	AL		Other Government Facility	N/A	Advisory
Association of County Commissioners of Alabama			Montgomery	AL		Other Government Facility	N/A	Advisory
Chamber of Commerce Association of Alabama			Montgomery	AL		Other Government Facility	N/A	Advisory
Office of Governor Bob Riley	Connecting ALABAMA		Montgomery	AL		Other Government Facility	N/A	Project Sponsorship and Oversight and Liaison to Governor's Office

University of Alabama at Birmingham		Suite 240 Courthouse	Birmingham	AL	35203	Other Institution of Higher Education	N/A	Advisory
University of North Alabama		1745 Co Line Rd	Leighton	AL	35646	Other Institution of Higher Education	N/A	Advisory
Alabama A&M University		4900 Meridian Street North	Huntsville	AL	35810	Other Institution of Higher Education	Historically Black College or University	In-Kind Staff Support for Project - as Part of the Alabama Cooperative
Tuskegee University		704 S Church St	Tuskegee	AL	36083	Other Institution of Higher Education	Historically Black College or University	Advisory
Auburn University	Economic & Community Development Institute	Extension Hall	Auburn	AL	36849	Other Institution of Higher Education	N/A	Direction, Training, Module Development, and Capacity Building
Alabama Cooperative Extension System		Office of the Director, Duncan Hall	Auburn	AL	36849	Other Institution of Higher Education	N/A	IT Support and Advisory Capacity
Auburn University Montgomery			Montgomery	AL		Other Institution of Higher Education	N/A	Advisory
Troy University			Montgomery	AL		Other Institution of Higher Education	N/A	Advisory
Talladega Housing Authority		151 Curry Ct	Talladega	AL	35804	Public Housing	N/A	Advisory
HSV Housing Authority		PO Box 486	Huntsville	AL	35804	Public Housing	N/A	Advisory
Prattville Housing Authority		318 Water Street	Prattville	AL	36067	Public Housing	N/A	Advisory
Anniston Housing Authority		500 Glen Addie Avenue	Anniston	AL	36202	Public Housing	N/A	Advisory
Enterprise Housing Authority		300 Mills Street	Enterprise	AL	36330	Public Housing	N/A	Advisory
Evergreen Housing Authority		PO Box 187	Evergreen	AL	36401	Public Housing	N/A	Advisory
Bibb Co. Correctional Facility	Department of Corrections	P.O. Box 335	Brent	AL	35034	Public Safety Entity	N/A	Advisory
Blount Co EMA		220 2nd Avenue East	Oneonta	AL	35121	Public Safety Entity	N/A	Advisory
Coosa County Sheriff Department		PO Box 279	Rockford	AL	35136	Public Safety Entity	N/A	Advisory
Winston County Emergency Management Authority		25125 Highway 195	Double Springs	AL	35553	Public Safety Entity	N/A	Advisory
Limestone County Juvenile Probation Office		1101 West Market St	Athens	AL	35612	Public Safety Entity	N/A	Advisory
Safeplace, Franklin County		PO Box 554	Russellville	AL	35653	Public Safety Entity	N/A	Advisory
Probation Officer, Huntsville		715 B Wheeler Ave	Huntsville	AL	35801	Public Safety Entity	N/A	Advisory
Juvenile Justice, Etowah Co Judicial System		3232 Lay Springs Rd	Gadsden	AL	35901	Public Safety Entity	N/A	Advisory
City of Tuskegee Police Department		305 S Church St	Tuskegee	AL	36083	Public Safety Entity	N/A	Advisory
Macon County FHMA		206 Brothers Dr	Tuskegee	AL	36083	Public Safety Entity	N/A	Advisory
Cleburne County EMA		631 Co Rd 43	Heflin	AL	36264	Public Safety Entity	N/A	Advisory
Henry Co EMA		PO Box 636	Abbeville	AL	36264	Public Safety Entity	N/A	Advisory
Henry Co Department of Corrections	Juvenile Probation Office	101 W Court Square, Suite H	Abbeville	AL	36264	Public Safety Entity	N/A	Advisory
Coffee Co EMA		1065 E McKinnon St	New Brockton	AL	36351	Public Safety Entity	N/A	Advisory
Coffee Co E-911			New Brockton	AL	36351	Public Safety Entity	N/A	Advisory
East Brewton Police Department		1010A Douglas Avenue	Brewton	AL	36426	Public Safety Entity	N/A	Advisory
Tallapoosa County EMA		125 N BROADNAX ST	Dadeville	AL	36853	Public Safety Entity	N/A	Advisory
Arab City Schools		241 8th Ave NE	Arab	AL	35016	School (K-12)	N/A	Advisory
East Elementary School		608 Fourth Avenue SE	Cullman	AL	35055	School (K-12)	N/A	Advisory
Garden City Elementary		P.O. Box 185	Garden City	AL	35070	School (K-12)	N/A	Advisory
Holly Pond High School		120 New Hope Road	Holly Pond	AL	35083	School (K-12)	N/A	Advisory
St Clair County High School		16700 US Highway 411	Odenville	AL	35120	School (K-12)	N/A	Advisory
Bibb County Career Academy	Bibb Co. Board of Education	17191 Highway 5	West Blocton	AL	35184	School (K-12)	N/A	Advisory

Tuscaloosa City Board of Education		2809 19th St	Tuscaloosa	AL	35401	School (k-12)	N/A	Advisory
Brookwood High School		903 53rd Ave E	Tuscaloosa	AL	35404	School (k-12)	N/A	Advisory
Holt High School	Tuscaloosa Board of Education	3801 Alabama Ave	Tuscaloosa	AL	35404	School (k-12)	N/A	Advisory
Sumler County Board of Education		122 Henry Ware Rd.	Epes	AL	35460	School (k-12)	N/A	Advisory
Winston County Board of Education		P.O. Box 9	Double Springs	AL	35553	School (k-12)	N/A	Advisory
Winston County High School		1222 County Road 24	Double Springs	AL	35553	School (k-12)	N/A	Advisory
Winston County Alternative School		P.O. Box 9	Double Springs	AL	35553	School (k-12)	N/A	Advisory
Fayette County Board of Education		P.O. Box 686	Fayette	AL	35555	School (k-12)	N/A	Advisory
Fayette Elementary School		509 2nd St. NE	Fayette	AL	35555	School (k-12)	N/A	Advisory
South Lamar High School		300 South Lamar Road	Millport	AL	35576	School (k-12)	N/A	Advisory
Sulligent School Board		2443 McGill Gin Road	Sulligent	AL	35586	School (k-12)	N/A	Advisory
Lamar County Education Department		150 Butler Circle Southwest	Vernon	AL	35592	School (k-12)	N/A	Advisory
Falkville Elementary School		72 Clark Drive	Falkville	AL	35622	School (k-12)	N/A	Advisory
Florence High School		1637 Winston Street	Florence	AL	35630	School (k-12)	N/A	Advisory
Florence City Schools	Federal Programs	PO Box 1456	Florence	AL	35631	School (k-12)	N/A	Advisory
New Bethel Elementary School		900 New Bethel Road	Tuscumbia	AL	35674	School (k-12)	N/A	Advisory
Madison City Schools		211 Celtic Dr	Madison	AL	35758	School (k-12)	N/A	Advisory
Huntsville City Schools		200 White St	Huntsville	AL	35801	School (k-12)	N/A	Advisory
Madison County Schools		1275 Jordan Rd	Huntsville	AL	35804	School (k-12)	N/A	Advisory
Gadsden City Board of Education		PO Box 184	Gadsden	AL	35902	School (k-12)	N/A	Advisory
Etowah Co Board of Education		3200 W Meighan Blvd	Gadsden	AL	35904	School (k-12)	N/A	Advisory
Cherokee County Career & Technical Center		600 Bay Springs Road	Centre	AL	35904	School (k-12)	N/A	Advisory
Cherokee County Schools		130 East Main Street	Centre	AL	35960	School (k-12)	N/A	Advisory
Elmore County High School		155 North College Avenue,	Eclectic	AL	36024	School (k-12)	N/A	Advisory
21st Century Program, Butler County School System		215 Administrative Drive	Greenville	AL	36037	School (k-12)	N/A	Advisory
Parmer Elementary School		Butler Circle	Greenville	AL	36037	School (k-12)	N/A	Advisory
Autauga County Board of Education		153 W. Fourth St.	Prattville	AL	36067	School (k-12)	N/A	Advisory
South Highlands Middle School	Bullock Co Board of Education	701 Bernard Street	Union Springs	AL	36089	School (k-12)	N/A	Advisory
South Highlands Middle School	Bullock Co Board of Education	701 Bernard Street	Union Springs	AL	36089	School (k-12)	N/A	Advisory
Wetumpka County High School		1251 Coosa River Pkwy	Wetumpka	AL	36092	School (k-12)	N/A	Advisory
Canterbury High School		2005 North Country Club Drive	Montgomery	AL	36106	School (k-12)	N/A	Advisory
Lenlock Community Center		2 Museum Dr Lagarde Park	Anniston	AL	36106	School (k-12)	N/A	Advisory
Saks Elementary School		31 Watson Street	Anniston	AL	36106	School (k-12)	N/A	Advisory
Alexandria High School		353 Stadium Drive	Alexandria	AL	36250	School (k-12)	N/A	Advisory
Clay County Board of Education	Federal Programs	62 Court Square	Ashland	AL	36264	School (k-12)	N/A	Advisory
Cleburne County Board of Education		339 Co Rd 140	Heflin	AL	36264	School (k-12)	N/A	Advisory
Pleasant Grove Elementary School, Cleburne County		2272 Co Rd 36	Heflin	AL	36264	School (k-12)	N/A	Advisory

Randolph Co Elementary School		PO Box 204	Wedowee	AL	36278	School (k-12)	N/A	Advisory
Randolph Co High School		PO Box 1090	Wedowee	AL	36278	School (k-12)	N/A	Advisory
Henry Co Board of Education		PO Box 263	Abbeville	AL	36278	School (k-12)	N/A	Advisory
Coffee Co Board of Education		400 Reddoch Hill Road	Elba	AL	36323	School (k-12)	N/A	Advisory
Elba City Board of Education		131 Tiger Drive	Elba	AL	36323	School (k-12)	N/A	Advisory
Enterprise City Schools		220 Hutchinson Street	Enterprise	AL	36330	School (k-12)	N/A	Advisory
Zion Chapel Elementary School		29254 Highway 87	Jack	AL	36346	School (k-12)	N/A	Advisory
Zion Chapel Middle School		29254 Highway 88	Jack	AL	36346	School (k-12)	N/A	Advisory
Conecuh Co School Board		11515 Hwy 83	Evergreen	AL	36401	School (k-12)	N/A	Advisory
MONROEVILLE JR. HIGH SCHOOL		201 YORK STREET	MONROEVILLE	AL	36401	School (k-12)	N/A	Advisory
Kinston Elementary School		201 College St	Kinston	AL	36453	School (k-12)	N/A	Advisory
MONROE CHAMBER OF COMMERCE		P. O. BOX 214	MONROEVILLE	AL	36461	School (k-12)	N/A	Advisory
MONROE COUNTY HIGH SCHOOL		P. O. BOX 580	MONROEVILLE	AL	36461	School (k-12)	N/A	Advisory
Atmore Learning Lab	Escambia County Board of Education	501 South Pensacola Ave	Atmore	AL	36558	School (k-12)	N/A	Advisory
McIntosh High School		P.O. Box 359	McIntosh	AL	36553	School (k-12)	N/A	Advisory
Millry High School		P.O. Box 65	Millry	AL	36558	School (k-12)	N/A	Advisory
Career Tech Center, Baldwin County		19200 Carolina St	Robertsdale	AL	36567	School (k-12)	N/A	Advisory
Wilcox County Board of Education		P. O. Box 160	Camden	AL	36726	School (k-12)	N/A	Advisory
Hale County Schools		1115 Powers St	Greensboro	AL	36744	School (k-12)	N/A	Advisory
Linden City Board of Education		209 North Main Street	Linden	AL	36748	School (k-12)	N/A	Advisory
Tallapoosa County Board of Education	Tallapoosa County Board of Education	125 N BROADNAX ST RM 113	Dadeville	AL	36853	School (k-12)	N/A	Advisory
Dadeville High School		227 WELDON STREET	Dadeville	AL	36853	School (k-12)	N/A	Advisory
Russell County Elementary School	Russell County Board of Education	158 Cedar Heights Rd	Pittsview	AL	36871	School (k-12)	N/A	Advisory
Walker County Schools - Assistant Superintendent's Office		2723 River Road	Cordova	AL	35550	School (k-12)	N/A	Advisory

Table of Facility Types

School (k-12)
Library
Medical or Healthcare Provider
Public Safety Entity
Community College
Public Housing
Other Institution of Higher Education
Other Community Support Organization
Other Government Facility

Table of Minority Serving Institutions

N/A
Historically Black
College or University
College or University Alaska
Native Serving Hispanic Serving Institution
Native Hawaiian Serving Institution

ASSURANCES - NON-CONSTRUCTION PROGRAMS

Public reporting burden for this collection of information is estimated to average 15 minutes per response, including time for reviewing instructions, searching existing data sources, gathering and maintaining the data needed, and completing and reviewing the collection of information. Send comments regarding the burden estimate or any other aspect of this collection of information, including suggestions for reducing this burden, to the Office of Management and Budget, Paperwork Reduction Project (0348-0040), Washington, DC 20503.


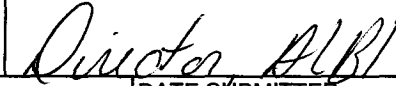

PLEASE DO NOT RETURN YOUR COMPLETED FORM TO THE OFFICE OF MANAGEMENT AND BUDGET. SEND IT TO THE ADDRESS PROVIDED BY THE SPONSORING AGENCY.

NOTE: Certain of these assurances may not be applicable to your project or program. If you have questions, please contact the awarding agency. Further, certain Federal awarding agencies may require applicants to certify to additional assurances. If such is the case, you will be notified.

As the duly authorized representative of the applicant, I certify that the applicant:

1. Has the legal authority to apply for Federal assistance and the institutional, managerial and financial capability (including funds sufficient to pay the non-Federal share of project cost) to ensure proper planning, management and completion of the project described in this application.
2. Will give the awarding agency, the Comptroller General of the United States and, if appropriate, the State, through any authorized representative, access to and the right to examine all records, books, papers, or documents related to the award; and will establish a proper accounting system in accordance with generally accepted accounting standards or agency directives.
3. Will establish safeguards to prohibit employees from using their positions for a purpose that constitutes or presents the appearance of personal or organizational conflict of interest, or personal gain.
4. Will initiate and complete the work within the applicable time frame after receipt of approval of the awarding agency.
5. Will comply with the Intergovernmental Personnel Act of 1970 (42 U.S.C. §§4728-4763) relating to prescribed standards for merit systems for programs funded under one of the 19 statutes or regulations specified in Appendix A of OPM's Standards for a Merit System of Personnel Administration (5 C.F.R. 900, Subpart F).
6. Will comply with all Federal statutes relating to nondiscrimination. These include but are not limited to: (a) Title VI of the Civil Rights Act of 1964 (P.L. 88-352) which prohibits discrimination on the basis of race, color or national origin; (b) Title IX of the Education Amendments of 1972, as amended (20 U.S.C. §§1681-1683, and 1685-1686), which prohibits discrimination on the basis of sex; (c) Section 504 of the Rehabilitation Act of 1973, as amended (29 U.S.C. §794), which prohibits discrimination on the basis of handicaps; (d) the Age Discrimination Act of 1975, as amended (42 U.S.C. §§6101-6107), which prohibits discrimination on the basis of age; (e) the Drug Abuse Office and Treatment Act of 1972 (P.L. 92-255), as amended, relating to nondiscrimination on the basis of drug abuse; (f) the Comprehensive Alcohol Abuse and Alcoholism Prevention, Treatment and Rehabilitation Act of 1970 (P.L. 91-616), as amended, relating to nondiscrimination on the basis of alcohol abuse or alcoholism; (g) §§523 and 527 of the Public Health Service Act of 1912 (42 U.S.C. §§290 dd-3 and 290 ee 3), as amended, relating to confidentiality of alcohol and drug abuse patient records; (h) Title VIII of the Civil Rights Act of 1968 (42 U.S.C. §§3601 et seq.), as amended, relating to nondiscrimination in the sale, rental or financing of housing; (i) any other nondiscrimination provisions in the specific statute(s) under which application for Federal assistance is being made; and, (j) the requirements of any other nondiscrimination statute(s) which may apply to the application.
7. Will comply, or has already complied, with the requirements of Titles II and III of the Uniform Relocation Assistance and Real Property Acquisition Policies Act of 1970 (P.L. 91-646) which provide for fair and equitable treatment of persons displaced or whose property is acquired as a result of Federal or federally-assisted programs. These requirements apply to all interests in real property acquired for project purposes regardless of Federal participation in purchases.
8. Will comply, as applicable, with provisions of the Hatch Act (5 U.S.C. §§1501-1508 and 7324-7328) which limit the political activities of employees whose principal employment activities are funded in whole or in part with Federal funds.

9. Will comply, as applicable, with the provisions of the Davis-Bacon Act (40 U.S.C. §§276a to 276a-7), the Copeland Act (40 U.S.C. §276c and 18 U.S.C. §874), and the Contract Work Hours and Safety Standards Act (40 U.S.C. §§327-333), regarding labor standards for federally-assisted construction subagreements.
10. Will comply, if applicable, with flood insurance purchase requirements of Section 102(a) of the Flood Disaster Protection Act of 1973 (P.L. 93-234) which requires recipients in a special flood hazard area to participate in the program and to purchase flood insurance if the total cost of insurable construction and acquisition is \$10,000 or more.
11. Will comply with environmental standards which may be prescribed pursuant to the following: (a) institution of environmental quality control measures under the National Environmental Policy Act of 1969 (P.L. 91-190) and Executive Order (EO) 11514; (b) notification of violating facilities pursuant to EO 11738; (c) protection of wetlands pursuant to EO 11990; (d) evaluation of flood hazards in floodplains in accordance with EO 11988; (e) assurance of project consistency with the approved State management program developed under the Coastal Zone Management Act of 1972 (16 U.S.C. §§1451 et seq.); (f) conformity of Federal actions to State (Clean Air) Implementation Plans under Section 176(c) of the Clean Air Act of 1955, as amended (42 U.S.C. §§7401 et seq.); (g) protection of underground sources of drinking water under the Safe Drinking Water Act of 1974, as amended (P.L. 93-523); and, (h) protection of endangered species under the Endangered Species Act of 1973, as amended (P.L. 93-205).
12. Will comply with the Wild and Scenic Rivers Act of 1968 (16 U.S.C. §§1271 et seq.) related to protecting components or potential components of the national wild and scenic rivers system.
13. Will assist the awarding agency in assuring compliance with Section 106 of the National Historic Preservation Act of 1966, as amended (16 U.S.C. §470), EO 11593 (identification and protection of historic properties), and the Archaeological and Historic Preservation Act of 1974 (16 U.S.C. §§469a-1 et seq.).
14. Will comply with P.L. 93-348 regarding the protection of human subjects involved in research, development, and related activities supported by this award of assistance.
15. Will comply with the Laboratory Animal Welfare Act of 1966 (P.L. 89-544, as amended, 7 U.S.C. §§2131 et seq.) pertaining to the care, handling, and treatment of warm blooded animals held for research, teaching, or other activities supported by this award of assistance.
16. Will comply with the Lead-Based Paint Poisoning Prevention Act (42 U.S.C. §§4801 et seq.) which prohibits the use of lead-based paint in construction or rehabilitation of residence structures.
17. Will cause to be performed the required financial and compliance audits in accordance with the Single Audit Act Amendments of 1996 and OMB Circular No. A-133, "Audits of States, Local Governments, and Non-Profit Organizations."
18. Will comply with all applicable requirements of all other Federal laws, executive orders, regulations, and policies governing this program.

SIGNATURE OF AUTHORIZED CERTIFYING OFFICIAL 	TITLE 
APPLICANT ORGANIZATION 	DATE SUBMITTED March 15, 2010